



**Mount  
Lawley**  
PRIMARY SCHOOL  
*Strive for Wisdom*

*Together | Learn • Respect • Inspire • Create • Celebrate*

**92 Second Avenue, Mount Lawley 6050 Tel: 9370 2170 Fax: 9370 5160 A/H: 0407 370 210 ABN: 33 639 820 734**  
Offsite Kindergarten: 65 Woodsome Street, Mount Lawley Telephones: Kindy 1: TBA K2: 9272 1236 K3: 9272 1248  
Email: [mountlawleyps@education.wa.edu.au](mailto:mountlawleyps@education.wa.edu.au) Web: <http://www.mountlawleyps.wa.edu.au/> Phone App: *Mt Lawley Primary*

## **SCHOOL BOARD 2017 PARENT SURVEY**

### **SUMMARY AND ANALYSIS OF RESPONSES AND COMMENTS**

Prepared by: David Abbott

Date: Wednesday, 15 November 2017

**CONTENTS**

- 1. INTRODUCTION AND SURVEY PROCESS RECOMMENDATIONS ..... 3**
  - 1.1 INTRODUCTION ..... 3
  - 1.2 2017 SURVEY PROCESS ..... 3
  
- 2. SUMMARY AND ANALYSIS OF 2017 SURVEY RESPONSES ..... 4**
  - 2.1 NOTABLE AREAS OF STRENGTH ..... 4
  - 2.2 NOTABLE AREAS OF CONCERN ..... 5
  
- 3. SUMMARY AND ANALYSIS OF 2017 SURVEY COMMENTS ..... 6**
  - 3.1 WHAT DO YOU THINK THE SCHOOL SHOULD CONTINUE TO DO IN 2018? ..... 6
  - 3.2 WHAT DO YOU THINK THE SCHOOL SHOULD STOP DOING IN 2018? ..... 7
  - 3.3 WHAT DO YOU THINK THE SCHOOL SHOULD START DOING IN 2018? ..... 8
  - 3.4 I WOULD LIKE TO SEE ADDITIONAL PROGRAMS IN? ..... 9
  - 3.5 WHAT FORMS OF COMMUNICATION FROM THE SCHOOL WOULD YOU PREFER? (NEWSLETTER/WEBSITE/PHONE APP./FACEBOOK/EMAIL/OTHER) ..... 10
  - 3.6 WHAT FORMS OF COMMUNICATION FROM THE TEACHER WOULD YOU PREFER? (EMAIL/CLASSROOM NEWSLETTER/BLOG/OTHER) ..... 11
  - 3.7 FURTHER COMMENTS? ..... 12
  
- 4. OVERALL SUMMARY OF 2017 SURVEY ..... 13**
  
- 5. RECOMMENDATIONS FOR BOARD CONSIDERATION ..... 16**
  
- APPENDIX 1 – SUMMARY OF RESPONSES RECEIVED FROM 2017 SURVEY ..... 18**

# 1. INTRODUCTION AND SURVEY PROCESS RECOMMENDATIONS

## 1.1 INTRODUCTION

Australian Education Ministers determined that all Australian schools will participate in parent, student and staff opinion surveys.

As a consequence, all WA public schools are required to administer parent, student (Years 5-12) and staff National School Opinion Surveys (NSOS) at least every two years, commencing in 2014.

The Australian Curriculum Assessment & Reporting Authority (ACARA) has been responsible for the development and implementation of the NSOS. ACARA has worked with jurisdictions on the development of survey items, and with Education Services Australia (ESA) to develop an online School Survey system that will deliver the surveys and gather and report the results.

In addition to the NSOS surveys, the School Survey system allows schools the opportunity to add questions specifically relevant to their particular school.

## 1.2 2017 SURVEY PROCESS

To continue suitable parent survey response numbers in 2017 a number of initiatives introduced in 2016 were followed again in 2017.

A note was sent to all parents & carers outlining the process and timing of the survey and survey requirements. This included a **return slip** to confirm if and when the survey had been completed by the parent(s). The name of the student (or students) was included on the return slip for the awarding of the proposed prizes.

Mass advertising of the survey was included in various methods of communication (Newsletter, Website, App. and Facebook). This advertising continued during the time agreed to complete the survey and the survey closing date was clearly shown.

A prize was awarded to the class with the most returned survey slips (Mrs Gordon's class room 15). Additionally, 5 book voucher prizes of \$20 each were awarded to students that sent back the return slip. These prizes were generously donated by the P&C and randomly selected out of a hat. The P&C agreed to sponsor this initiative again to encourage a survey result that will help better inform all groups in future decision making.

The 2017 Parent survey was made available on-line on Wednesday 18<sup>th</sup> October and closed on Wednesday 1<sup>st</sup> November. Parents and carers were informed that the survey was available for completion in the October 18<sup>th</sup>, October 25<sup>th</sup> and November 1<sup>st</sup> school newsletters. It was also advertised as being available on the official MLPS website as well as on the MLPS P&C Facebook page.

From the 2017 Mount Lawley Primary School (MLPS) Parent Survey, there were **139 survey responses received** from MLPS families. This compares with 184 responses received in 2016, 33 responses received in 2015, 124 responses received in 2014, 125 responses received in 2013, and 70 responses received in 2012.

## 2. SUMMARY AND ANALYSIS OF 2017 SURVEY RESPONSES

### 2.1 NOTABLE AREAS OF STRENGTH

The top responses where **respondents agreed** (i.e. “strongly agreed” or “agreed”) in the overall responses (excluding “not applicable” responses) included:

1. **95.52%** of respondents (128 responses) agreed that **“This school is well maintained.”**
2. **94.81%** of respondents (128 responses) agreed that **“My child feels safe at this school.”**
3. **93.53%** of respondents (130 responses) agreed that **“I understand the role of the P.&C.”**
4. **92.70%** of respondents (127 responses) agreed that **“Teachers at this school expect my child to do his or her best.”**
5. **91.97%** of respondents (126 responses) agreed that **“There are sufficient opportunities for me to be involved in the school.”**
6. **91.97%** of respondents (126 responses) agreed that **“I can talk to my child’s teachers about my concerns.”**
7. **91.85%** of respondents (124 responses) agreed that **“This school looks for ways to improve.”**
8. **91.79%** of respondents (123 responses) agreed that **“My child likes being at this school.”**
9. **91.04%** of respondents (122 responses) agreed that **“Teachers at this school care about my child.”**
10. **90.44%** of respondents (123 responses) agreed that **“The school has a positive school identity.”**

## 2.2 NOTABLE AREAS OF CONCERN

The top responses where **respondents did not agree** (i.e. “strongly disagreed” or “disagreed”) in the overall responses (excluding “not applicable” responses) included:

1. **22.46%** of respondents (31 responses) did not agree that **“The school should have an Acknowledgement to Country at assemblies and events.”**
2. **16.80%** of respondents (21 responses) did not agree that **“I am satisfied with the school’s pastoral care services.”**
3. **11.94%** of respondents (16 responses) did not agree that **“This school takes parents’ opinions seriously.”**
4. **9.84%** of respondents (12 responses) did not agree that **“I am satisfied with the way bullying concerns are dealt with by the school.”**
5. **9.56%** of respondents (13 responses) did not agree that **“I am satisfied with the overall standard of education achieved at this school.”**
6. **9.49%** of respondents (13 responses) did not agree that **“I understand the School Board's role.”**
7. **8.76%** of respondents (12 responses) did not agree that **“My child’s learning needs are being met at this school.”**
8. **8.33%** of respondents (11 responses) did not agree that **“This school works with me to support my child's learning.”**
9. **8.03%** of respondents (11 responses) did not agree that **“I am satisfied with the school's core teaching programs.”**
10. **7.97%** of respondents (11 responses) did not agree that **“Teachers at this school provide my child with useful feedback about his or her school work.”**

The following two items of “disagreement” are not really disagreement as they are merely an indication of whether or not on-site before or after school care services would be used:

1. **33.90%** of respondents (40 responses) did not agree that **“I would access BEFORE school care if it was offered at the school.”**
2. **22.76%** of respondents (28 responses) did not agree that **“I would access AFTER school care if it was offered at the school.”**

### **3. SUMMARY AND ANALYSIS OF 2017 SURVEY COMMENTS**

#### **3.1 What do you think the school should continue to do in 2018?**

1. Sport (including before and after school, interschool, physical education, swimming, tennis, netball & gym).  
(27 comments)
2. Extension program.  
(15 comments)
3. Dancing.  
(15 comments)
4. STEM (for girls and for all).  
(12 comments)
5. Educational programs.  
(9 comments)
6. Communication.  
(9 comments)
7. Music (including instrument, band and choir).  
(5 comments)
8. Languages.  
(5 comments)
9. Coding.  
(5 comments)
10. Chess Club.  
(5 comments)
11. Assist underperforming students.  
(5 comments)

### 3.2 What do you think the school should stop doing in 2018?

1. Korean.  
(7 comments)
2. Dance.  
(7 comments)
3. Welcome to Country at all assemblies.  
(5 comments)
4. Employing poorly performing relief teachers and underperforming staff  
(4 comments)
5. Chaplaincy.  
(2 comments)
6. Separate boys and girls uniforms and girls required to wear a dress for school photos.  
(2 comments)
7. Excessive student fundraising.  
(2 comments)
8. Using Fotoworks as official school photo provider.  
(2 comments)

#### General Comments:

The Welcome to Country might be appropriate on special occasions such as ANZAC Day etc.

### **3.3 What do you think the school should start doing in 2018?**

1. Introduce the teaching of a language other than English (LOTE) for all year groups.  
(16 comments)
2. Improve all aspects of communication.  
(10 comments)
3. On-site before and after school care.  
(8 comments)
4. School canteen.  
(7 comments)
5. Extension and Boost classes.  
(5 comments)
6. Nature playground.  
(4 comments)
7. Parent-teacher meetings.  
(4 comments)
8. Pastoral care.  
(4 comments)
9. Re-introduce the “Buddy” system.  
(3 comments)
10. STEM for all students.  
(3 comments)
11. Coding and coder dojo.  
(3 comments)
12. Staff professional development.  
(3 comments)



### **3.4 I would like to see additional programs in?**

1. Coding, computing, digital technologies, robotics, cyber security.  
(11 comments)
2. Sport.  
(9 comments)
3. Languages.  
(9 comments)
4. Maths.  
(8 comments)
5. Drama, performing arts.  
(6 comments)
6. Art, visual arts.  
(6 comments)
7. Writing (including creative writing and hand writing).  
(5 comments)
8. Technology and design, IT.  
(4 comments)
9. STEM, STEAM (for all year groups).  
(4 comments)
10. Science.  
(4 comments)
11. Music.  
(3 comments)
12. Food and nutrition, cooking.  
(3 comments)

### **3.5 What forms of communication from the SCHOOL would you prefer? (Newsletter/Website/Phone App./Facebook/Email/Other)**

1. School Newsletter.  
(69 comments)
2. Email.  
(68 comments)
3. Phone App.  
(53 comments)
4. Facebook.  
(33 comments)
5. Official school website.  
(30 comments)
6. Phone.  
(7 comments)
7. Text / SMS.  
(4 comments)
8. Letter/notes sent home from school.  
(4 comments)
9. Blog.  
(1 comment)
10. Dojo.  
(1 comment)
11. Meetings.  
(1 comment)
12. Schoolbag App.  
(1 comment)

#### **General Comments:**

There needs to be consistency with all forms of communication;

There have been many problems with the Phone App which need to be sorted out;

Communication through Facebook is a polarising communication platform for parents; and

The MLPS official website needs to be constantly updated and maintained with current and correct information.

### **3.6 What forms of communication from the TEACHER would you prefer? (Email/Classroom newsletter/Blog/Other)**

1. Email.  
(87 comments)
2. Classroom Newsletter.  
(19 comments)
3. Class Dojo.  
(18 comments)
4. Blog.  
(17 comments)
5. Phone &/or Phone App.  
(12 comments)
6. Seesaw App.  
(9 comments)
7. Formal & informal Parent-Teacher meetings.  
(9 comments)
8. Classroom noticeboard.  
(9 comments)
9. Facebook.  
(3 comments)
10. Text / SMS.  
(2 comments)
11. School Diary.  
(2 comments)
12. Letter/notes sent home from school.  
(2 comments)

#### **General Comments:**

Communication needs to be different if child specific or for general information.

### **3.7 Further comments?**

1. Positive about new leadership and direction.  
(16 comments)
2. Positive about teachers and teaching at MLPS.  
(10 comments)
3. Improvements required for some teachers and teaching.  
(4 comments)
4. Improve communication.  
(4 comments)
5. Acknowledgement/Welcome to Country only at special events?  
(2 comments)
6. Positive about changes and improvements to sport.  
(2 comments)
7. Remove chaplaincy and introduce new pastoral care service at MLPS.  
(2 comments)

## 4. OVERALL SUMMARY OF 2017 SURVEY

The major themes identified in the **2017** MLPS Parent Survey from the combination of both the survey data and specific parent comments are:

1. **Communication** (between teachers and parents and also all forms of communication from the school to the parents and the community);
2. **LOTE** (Languages Other Than English);
3. **Education** (suggested improvements and/or changes to education and/or teaching at MLPS);
4. **Before and after school services** offered at MLPS (including on-site before and after school care, sport and educational opportunities); and
5. **Acknowledgement to Country at assemblies and events.**

It is noted that the first four major themes above have been the same four major themes for the last three survey responses (2015, 2016 & 2017) in slightly differing orders.

The major themes identified in the **2016** MLPS Parent Survey from the combination of both the survey data and specific parent comments:

1. **LOTE** (Languages Other Than English) - particularly related to the Indonesian & Korean programs and alternatives;
2. **Communication** (between teachers and parents and also all forms of communication from the school to the parents and the community);
3. **Education** (required improvements and/or changes to education and/or teaching at MLPS); and
4. **Before and after school services** offered at MLPS (including educational, sporting and on-site out-of-school care).

The major themes identified in the **2015** MLPS Parent Survey from both the survey data and comments were:

1. **LOTE** (Languages Other Than English) - particularly related to the Indonesian program and alternatives;
2. **Communication** (between teachers and parents and also all forms of communication from the school to the parents and the community);
3. **Education** (required improvements or changes to education and/or teaching); and
4. **Before and after school services** offered at MLPS (including educational, sporting and out-of-school care).

The major themes identified in the **2014** MLPS Parent Survey from both the survey data and comments were:

1. Languages Other Than English (**LOTE**) - particularly related to the Indonesian program and alternatives;
2. **Communication** (between teachers and parents and also from the school in general to the parents and the community);
3. **Education** (required improvements or changes to education and/or teaching);
4. Issues related to **Religion** (Religious Education/Instruction, Lord's Prayer, and "God" in the School Creed); and
5. **Bullying** and behaviour management.

The major themes identified in the **2013** MLPS Parent Survey from both the survey data and comments were:

1. **Education**;
2. Issues related to **Religion** (Religious Education/Instruction, Lord's Prayer, and "God" in the School Creed);
3. **Communication** (between teachers and parents and also from the school in general to the parents and the community);
4. Languages Other Than English (**LOTE**) - particularly related to the Indonesian program and alternatives; and
5. **Bullying** and behaviour management.

## 5. RECOMMENDATIONS FOR BOARD CONSIDERATION

### 5.1 MLPS Board Parent Survey Process.

#### **Recommendation 1:**

Due to the high number of survey responses received again from the 2017 survey, it is recommended that MLPS continues to offer the same incentives in the 2018 survey as were offered in 2016 and 2017. There should also be the same amount of advertising to the parents regarding the availability and timing of the survey.

It is also recommended that the school provides feedback to the parents and community regarding any proposed and/or actual changes that occur, have occurred or are planned to occur which relate directly to the survey responses received.

### 5.2 **Communication** (between teachers and parents and also all forms of communication from the school to the parents and the community).

#### **Recommendation 2:**

It is recommended that the MLPS leadership team review all of the survey question responses and all related individual comments regarding preferred forms of communication from the school and from individual teachers and implement the clearly preferred communication methods.

### 5.3 **LOTE** (Languages Other Than English).

#### **Recommendation 3:**

It is noted that in the 8 November 2017 MLPS Newsletter the following update on LOTE was presented:

*“After consultation with the community we are pleased to announce the language on offer from 2018 will be Italian. It will be offered from Pre-primary to Year 5 in 2018, in order for our commitment to Korean with the Year 6s to be fulfilled and then from PP-6 from 2019 onwards. We look forward to seeing the new learning that will occur with Italian and the immersion of it throughout our school. Languages are all about offering students a positive experience with speaking a different language and looking at a different culture. We are very excited to be adding this to our school in the development of the whole child.”*

### 5.4 **Education** (suggested improvements and/or changes to education and/or teaching at MLPS).

#### **Recommendation 4:**

It is recommended that the MLPS leadership team review all of the survey question responses and all related individual comments provided from the 2017 Parent survey related to educational and teaching concerns and put in place suitable and appropriate changes and measures as required.



**5.5 Before and after school services** offered at MLPS (including on-site before and after school care, sport and educational opportunities).

**Recommendation 5:**

It is recommended that the MLPS leadership team review all of the survey question responses and all related individual comments provided from the 2017 Parent survey related to requested additional before and/or after school services and activities and implement appropriate and available options.

It is noted that a sub-committee is currently working on a feasibility study to determine if on-site before and/or after school care at MLPS will be practical and possible from 2018. It is expected that a decision on this will be finalised before the end of 2017.

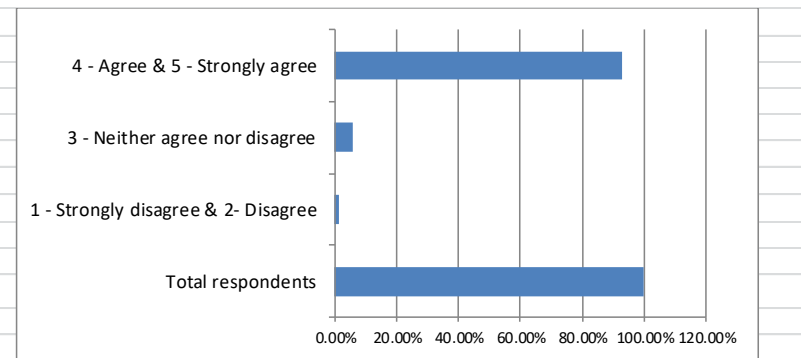
**5.6 Acknowledgement to Country at assemblies and events.**

**Recommendation 6:**

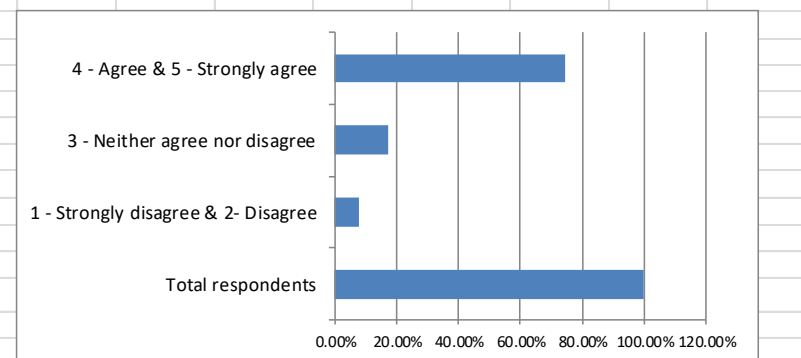
It is recommended that the MLPS leadership team review all of the survey question responses and all related individual comments provided from the 2017 Parent survey related to MLPS having an Acknowledgement to Country at assemblies and events and determine if this practice should continue at all assemblies or only on special occasions such as ANZAC Day etc.

**APPENDIX 1 – SUMMARY OF RESPONSES RECEIVED FROM 2017 SURVEY**

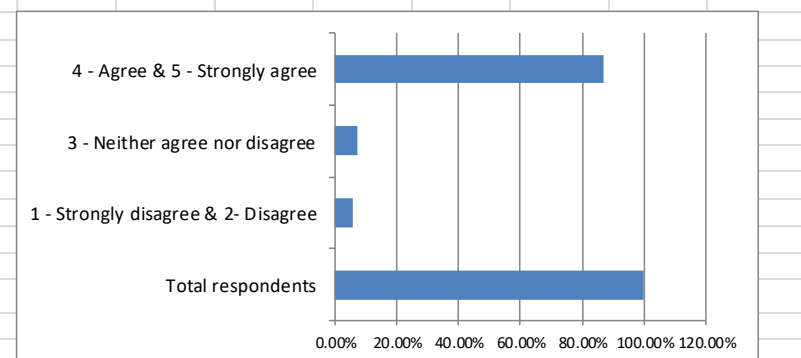
	Number of Respondents	%
1 - Strongly disagree	0	0.00%
2 - Disagree	2	1.46%
3 - Neither agree nor disagree	8	5.84%
4 - Agree	53	38.69%
5 - Strongly agree	74	54.01%
Total respondents	137	100.00%
1 - Strongly disagree & 2- Disagree	2	1.46%
3 - Neither agree nor disagree	8	5.84%
4 - Agree & 5 - Strongly agree	127	92.70%



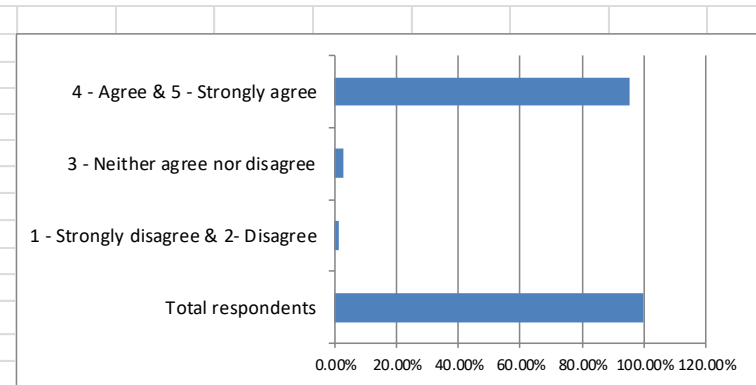
	Number of Respondents	%
1 - Strongly disagree	1	0.72%
2 - Disagree	10	7.25%
3 - Neither agree nor disagree	24	17.39%
4 - Agree	58	42.03%
5 - Strongly agree	45	32.61%
Total respondents	138	100.00%
1 - Strongly disagree & 2- Disagree	11	7.97%
3 - Neither agree nor disagree	24	17.39%
4 - Agree & 5 - Strongly agree	103	74.64%



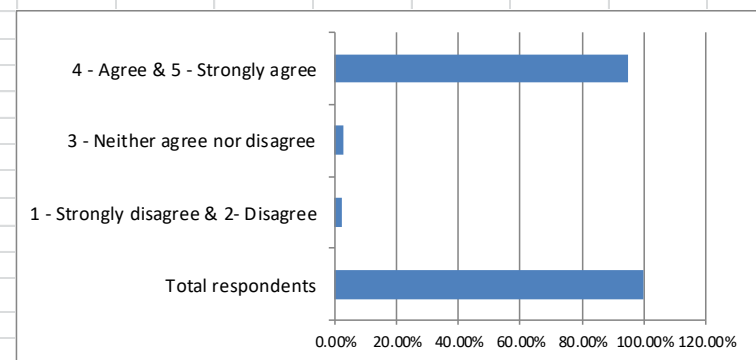
	Number of Respondents	%
1 - Strongly disagree	3	2.17%
2 - Disagree	5	3.62%
3 - Neither agree nor disagree	10	7.25%
4 - Agree	62	44.93%
5 - Strongly agree	58	42.03%
Total respondents	138	100.00%
1 - Strongly disagree & 2- Disagree	8	5.80%
3 - Neither agree nor disagree	10	7.25%
4 - Agree & 5 - Strongly agree	120	86.96%



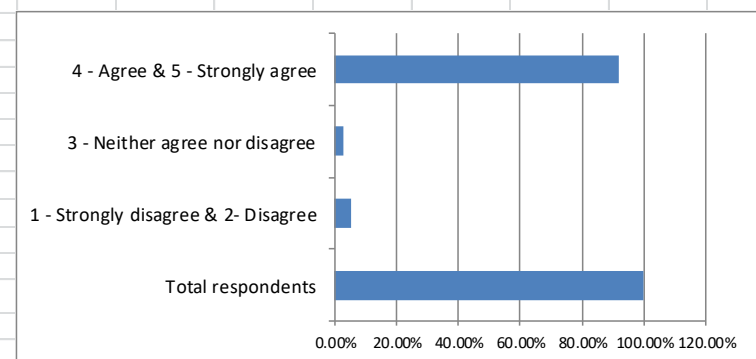
	Number of Respondents	%
<b>3d. This school is well maintained.</b>		
1 - Strongly disagree	2	1.49%
2 - Disagree	0	0.00%
3 - Neither agree nor disagree	4	2.99%
4 - Agree	39	29.10%
5 - Strongly agree	89	66.42%
Total respondents	134	100.00%
1 - Strongly disagree & 2- Disagree	2	1.49%
3 - Neither agree nor disagree	4	2.99%
4 - Agree & 5 - Strongly agree	128	95.52%



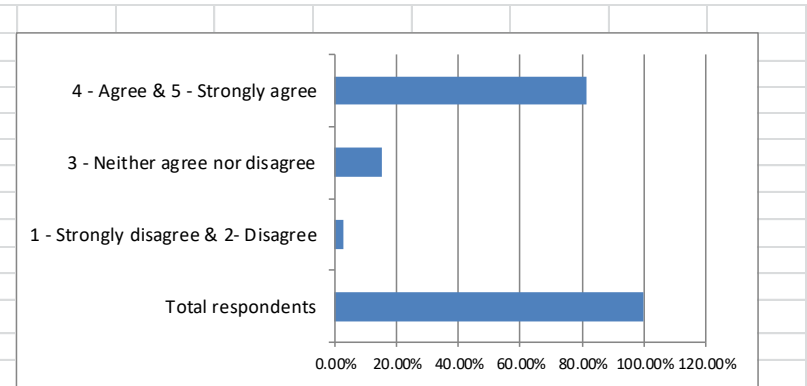
	Number of Respondents	%
<b>3e. My child feels safe at this school.</b>		
1 - Strongly disagree	2	1.48%
2 - Disagree	1	0.74%
3 - Neither agree nor disagree	4	2.96%
4 - Agree	39	28.89%
5 - Strongly agree	89	65.93%
Total respondents	135	100.00%
1 - Strongly disagree & 2- Disagree	3	2.22%
3 - Neither agree nor disagree	4	2.96%
4 - Agree & 5 - Strongly agree	128	94.81%



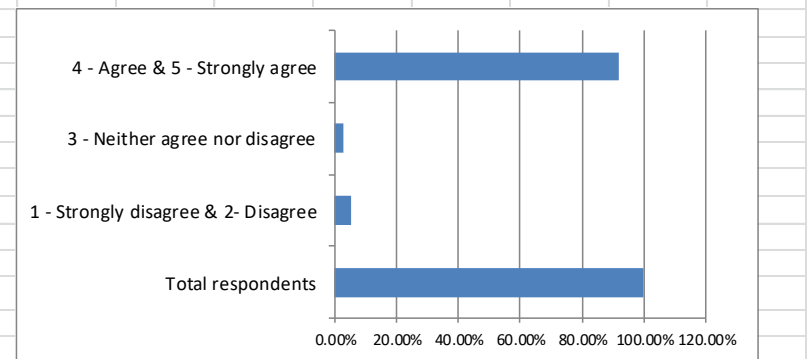
	Number of Respondents	%
<b>3f. I can talk to my child's teachers about my concerns.</b>		
1 - Strongly disagree	3	2.19%
2 - Disagree	4	2.92%
3 - Neither agree nor disagree	4	2.92%
4 - Agree	50	36.50%
5 - Strongly agree	76	55.47%
Total respondents	137	100.00%
1 - Strongly disagree & 2- Disagree	7	5.11%
3 - Neither agree nor disagree	4	2.92%
4 - Agree & 5 - Strongly agree	126	91.97%



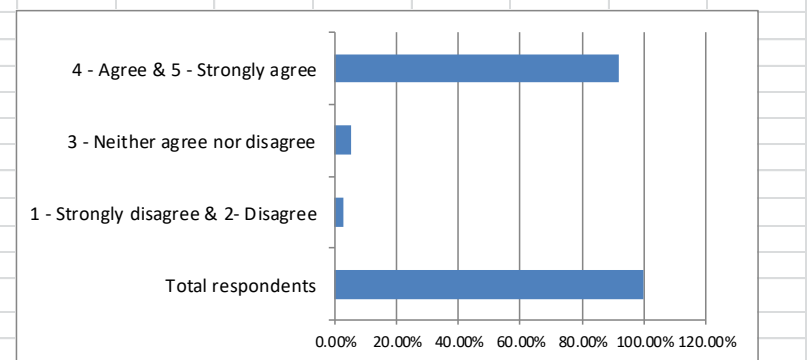
	Number of Respondents	%
<b>3g. Student behaviour is well managed at this school.</b>		
1 - Strongly disagree	1	0.74%
2 - Disagree	3	2.21%
3 - Neither agree nor disagree	21	15.44%
4 - Agree	73	53.68%
5 - Strongly agree	38	27.94%
Total respondents	136	100.00%
1 - Strongly disagree & 2- Disagree	4	2.94%
3 - Neither agree nor disagree	21	15.44%
4 - Agree & 5 - Strongly agree	111	81.62%



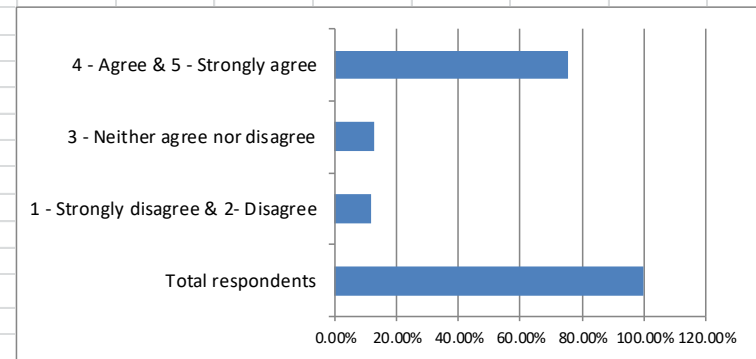
	Number of Respondents	%
<b>3h. My child likes being at this school.</b>		
1 - Strongly disagree	1	0.75%
2 - Disagree	6	4.48%
3 - Neither agree nor disagree	4	2.99%
4 - Agree	51	38.06%
5 - Strongly agree	72	53.73%
Total respondents	134	100.00%
1 - Strongly disagree & 2- Disagree	7	5.22%
3 - Neither agree nor disagree	4	2.99%
4 - Agree & 5 - Strongly agree	123	91.79%



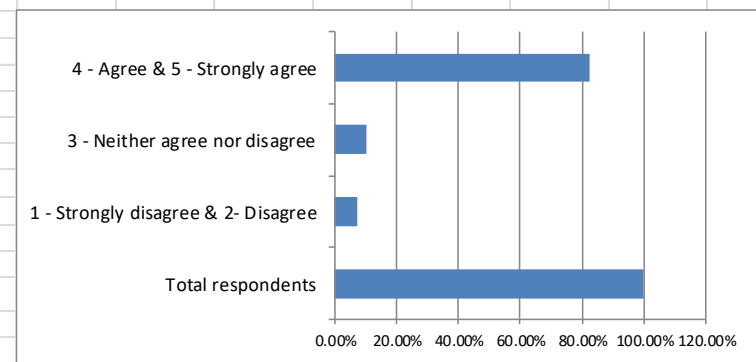
	Number of Respondents	%
<b>3i. This school looks for ways to improve.</b>		
1 - Strongly disagree	2	1.48%
2 - Disagree	2	1.48%
3 - Neither agree nor disagree	7	5.19%
4 - Agree	64	47.41%
5 - Strongly agree	60	44.44%
Total respondents	135	100.00%
1 - Strongly disagree & 2- Disagree	4	2.96%
3 - Neither agree nor disagree	7	5.19%
4 - Agree & 5 - Strongly agree	124	91.85%



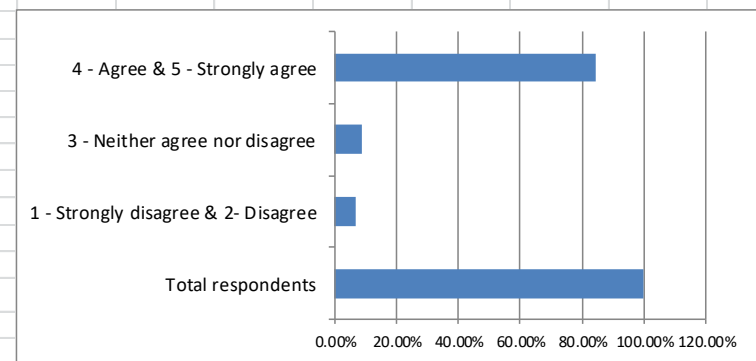
	Number of Respondents	%
1 - Strongly disagree	5	3.73%
2 - Disagree	11	8.21%
3 - Neither agree nor disagree	17	12.69%
4 - Agree	60	44.78%
5 - Strongly agree	41	30.60%
Total respondents	134	100.00%
1 - Strongly disagree & 2- Disagree	16	11.94%
3 - Neither agree nor disagree	17	12.69%
4 - Agree & 5 - Strongly agree	101	75.37%



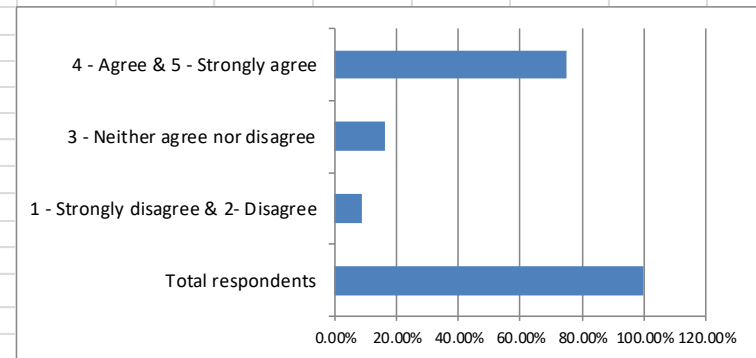
	Number of Respondents	%
1 - Strongly disagree	1	0.73%
2 - Disagree	9	6.57%
3 - Neither agree nor disagree	14	10.22%
4 - Agree	55	40.15%
5 - Strongly agree	58	42.34%
Total respondents	137	100.00%
1 - Strongly disagree & 2- Disagree	10	7.30%
3 - Neither agree nor disagree	14	10.22%
4 - Agree & 5 - Strongly agree	113	82.48%



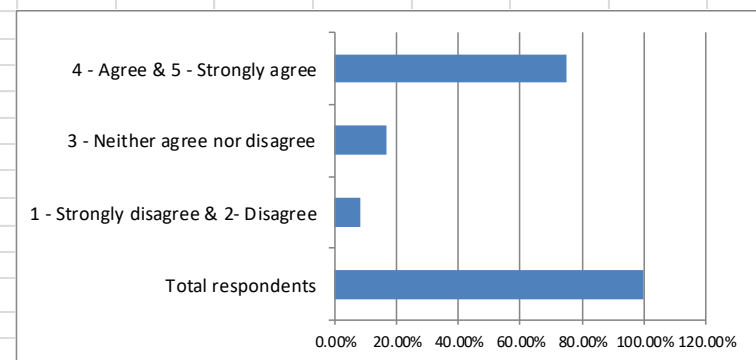
	Number of Respondents	%
1 - Strongly disagree	1	0.73%
2 - Disagree	8	5.84%
3 - Neither agree nor disagree	12	8.76%
4 - Agree	62	45.26%
5 - Strongly agree	54	39.42%
Total respondents	137	100.00%
1 - Strongly disagree & 2- Disagree	9	6.57%
3 - Neither agree nor disagree	12	8.76%
4 - Agree & 5 - Strongly agree	116	84.67%



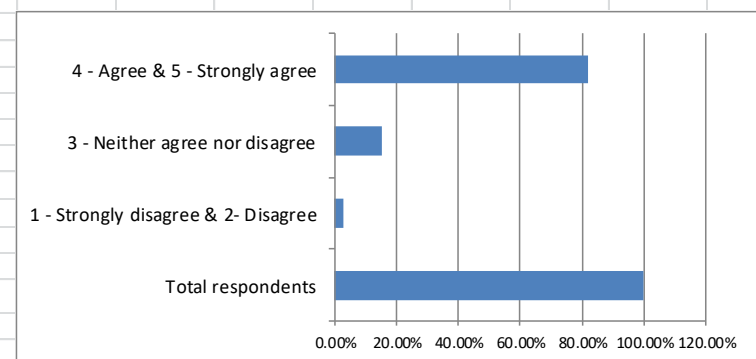
	Number of Respondents	%
1 - Strongly disagree	0	0.00%
2 - Disagree	12	8.76%
3 - Neither agree nor disagree	22	16.06%
4 - Agree	57	41.61%
5 - Strongly agree	46	33.58%
Total respondents	137	100.00%
1 - Strongly disagree & 2- Disagree	12	8.76%
3 - Neither agree nor disagree	22	16.06%
4 - Agree & 5 - Strongly agree	103	75.18%



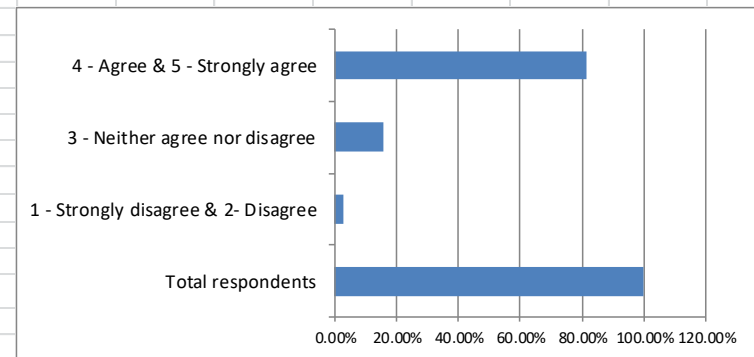
	Number of Respondents	%
1 - Strongly disagree	0	0.00%
2 - Disagree	11	8.33%
3 - Neither agree nor disagree	22	16.67%
4 - Agree	58	43.94%
5 - Strongly agree	41	31.06%
Total respondents	132	100.00%
1 - Strongly disagree & 2- Disagree	11	8.33%
3 - Neither agree nor disagree	22	16.67%
4 - Agree & 5 - Strongly agree	99	75.00%



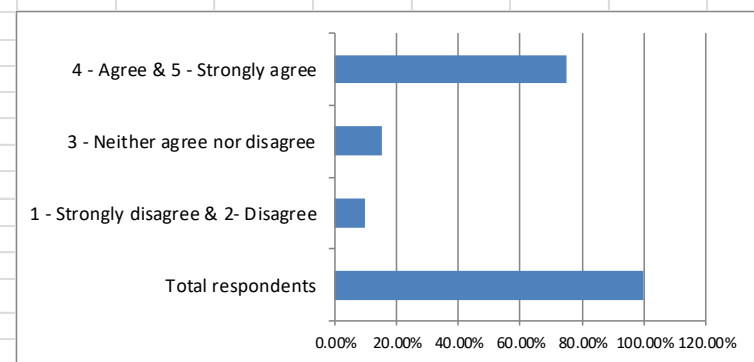
	Number of Respondents	%
1 - Strongly disagree	0	0.00%
2 - Disagree	4	2.90%
3 - Neither agree nor disagree	21	15.22%
4 - Agree	70	50.72%
5 - Strongly agree	43	31.16%
Total respondents	138	100.00%
1 - Strongly disagree & 2- Disagree	4	2.90%
3 - Neither agree nor disagree	21	15.22%
4 - Agree & 5 - Strongly agree	113	81.88%



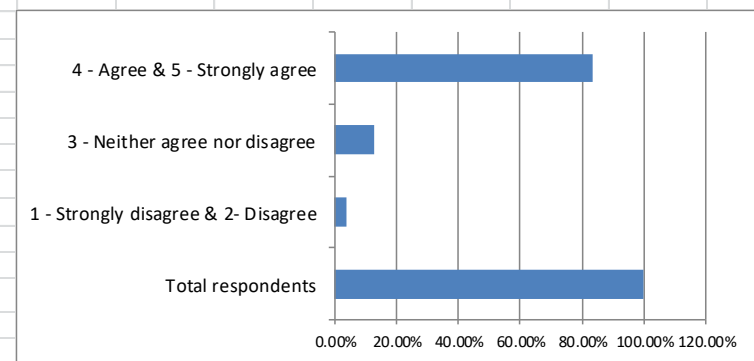
4b. This school is well led.		Number of Respondents	%
	1 - Strongly disagree	2	1.48%
	2 - Disagree	2	1.48%
	3 - Neither agree nor disagree	21	15.56%
	4 - Agree	50	37.04%
	5 - Strongly agree	60	44.44%
	Total respondents	135	100.00%
1 - Strongly disagree & 2- Disagree	4	2.96%	
3 - Neither agree nor disagree	21	15.56%	
4 - Agree & 5 - Strongly agree	110	81.48%	



4c. I am satisfied with the overall standard of education achieved at this school.		Number of Respondents	%
	1 - Strongly disagree	0	0.00%
	2 - Disagree	13	9.56%
	3 - Neither agree nor disagree	21	15.44%
	4 - Agree	60	44.12%
	5 - Strongly agree	42	30.88%
	Total respondents	136	100.00%
1 - Strongly disagree & 2- Disagree	13	9.56%	
3 - Neither agree nor disagree	21	15.44%	
4 - Agree & 5 - Strongly agree	102	75.00%	

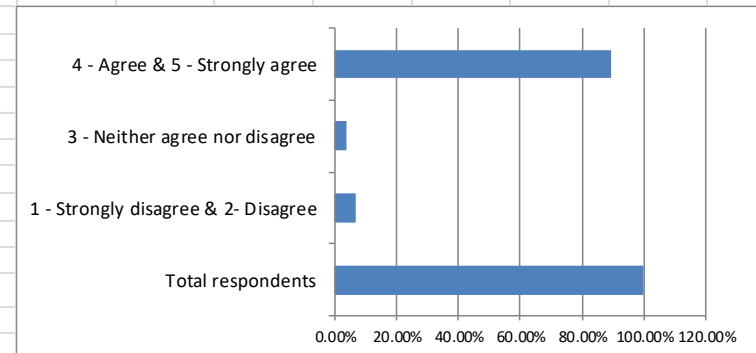


4d. I would recommend this school to others.		Number of Respondents	%
	1 - Strongly disagree	2	1.49%
	2 - Disagree	3	2.24%
	3 - Neither agree nor disagree	17	12.69%
	4 - Agree	58	43.28%
	5 - Strongly agree	54	40.30%
	Total respondents	134	100.00%
1 - Strongly disagree & 2- Disagree	5	3.73%	
3 - Neither agree nor disagree	17	12.69%	
4 - Agree & 5 - Strongly agree	112	83.58%	

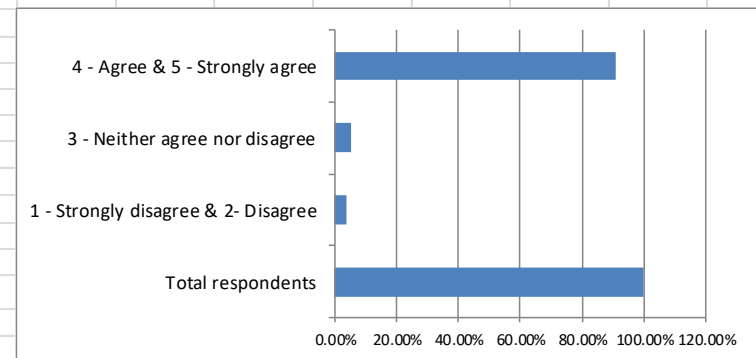




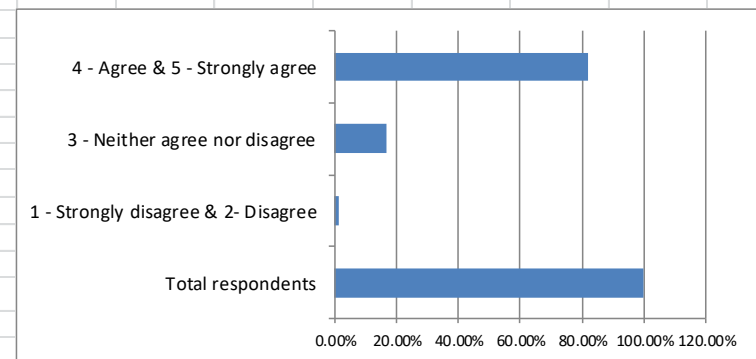
4e. My child's teachers are good teachers.	Number of Respondents		%
	1 - Strongly disagree	1	0.74%
2 - Disagree	8	5.93%	
3 - Neither agree nor disagree	5	3.70%	
4 - Agree	48	35.56%	
5 - Strongly agree	73	54.07%	
Total respondents	135	100.00%	
1 - Strongly disagree & 2- Disagree	9	6.67%	
3 - Neither agree nor disagree	5	3.70%	
4 - Agree & 5 - Strongly agree	121	89.63%	



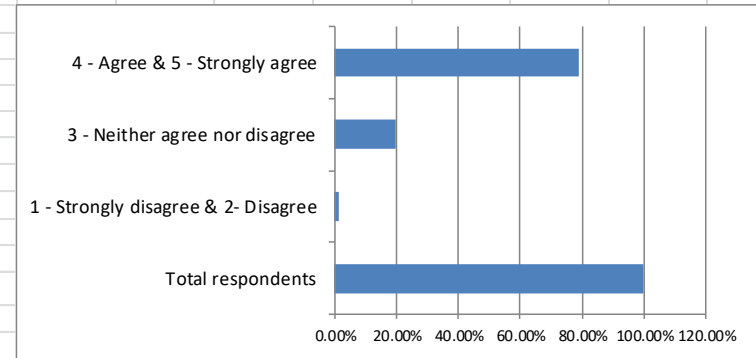
4f. Teachers at this school care about my child.	Number of Respondents		%
	1 - Strongly disagree	1	0.75%
2 - Disagree	4	2.99%	
3 - Neither agree nor disagree	7	5.22%	
4 - Agree	56	41.79%	
5 - Strongly agree	66	49.25%	
Total respondents	134	100.00%	
1 - Strongly disagree & 2- Disagree	5	3.73%	
3 - Neither agree nor disagree	7	5.22%	
4 - Agree & 5 - Strongly agree	122	91.04%	



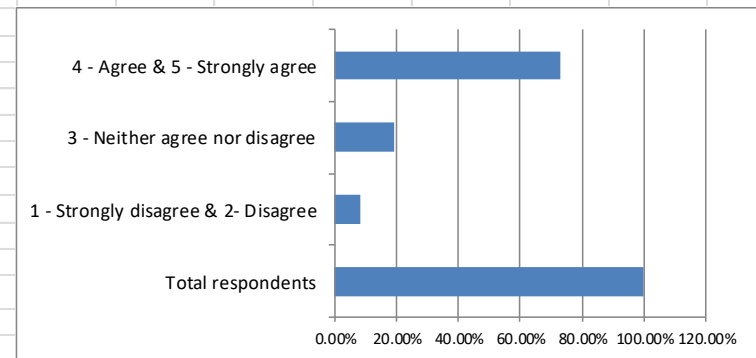
5. I understand the school's Vision.	Number of Respondents		%
	1 - Strongly disagree	1	0.72%
2 - Disagree	1	0.72%	
3 - Neither agree nor disagree	23	16.67%	
4 - Agree	83	60.14%	
5 - Strongly agree	30	21.74%	
Total respondents	138	100.00%	
1 - Strongly disagree & 2- Disagree	2	1.45%	
3 - Neither agree nor disagree	23	16.67%	
4 - Agree & 5 - Strongly agree	113	81.88%	



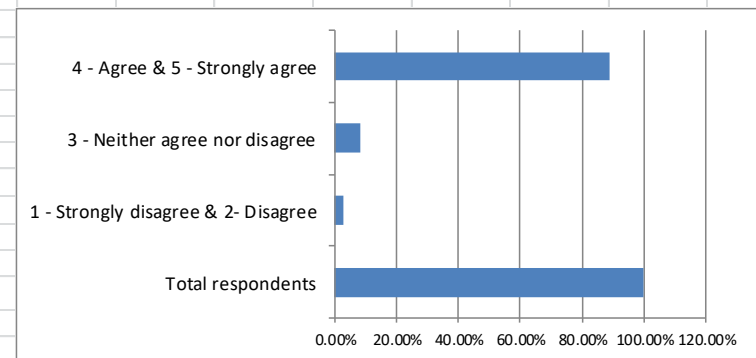
	Number of Respondents	%
<b>6. I understand the school's future focus.</b>		
1 - Strongly disagree	1	0.73%
2 - Disagree	1	0.73%
3 - Neither agree nor disagree	27	19.71%
4 - Agree	80	58.39%
5 - Strongly agree	28	20.44%
Total respondents	137	100.00%
1 - Strongly disagree & 2- Disagree	2	1.46%
3 - Neither agree nor disagree	27	19.71%
4 - Agree & 5 - Strongly agree	108	78.83%



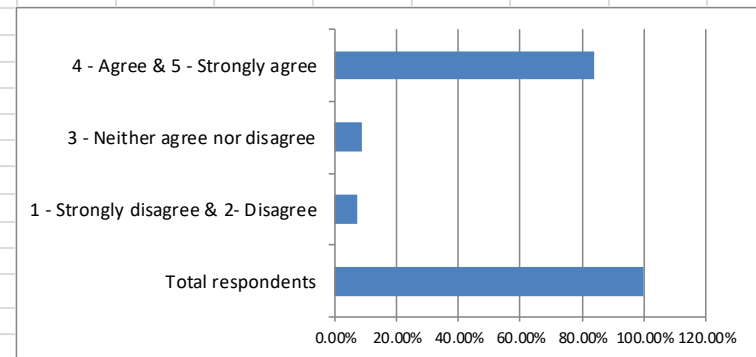
	Number of Respondents	%
<b>7. I am satisfied with the school's core teaching programs.</b>		
1 - Strongly disagree	3	2.19%
2 - Disagree	8	5.84%
3 - Neither agree nor disagree	26	18.98%
4 - Agree	78	56.93%
5 - Strongly agree	22	16.06%
Total respondents	137	100.00%
1 - Strongly disagree & 2- Disagree	11	8.03%
3 - Neither agree nor disagree	26	18.98%
4 - Agree & 5 - Strongly agree	100	72.99%



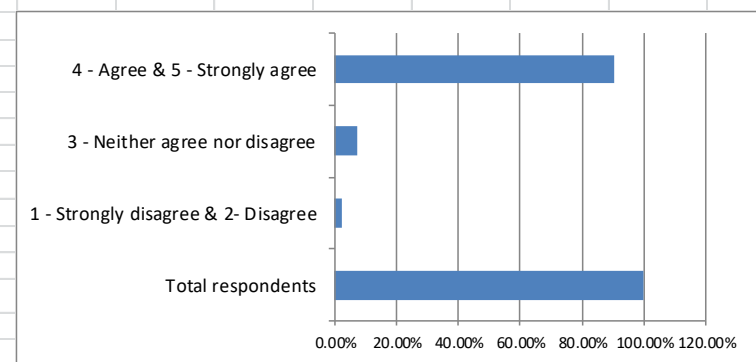
	Number of Respondents	%
<b>8. I am satisfied with the school's front office services.</b>		
1 - Strongly disagree	0	0.00%
2 - Disagree	4	2.96%
3 - Neither agree nor disagree	11	8.15%
4 - Agree	89	65.93%
5 - Strongly agree	31	22.96%
Total respondents	135	100.00%
1 - Strongly disagree & 2- Disagree	4	2.96%
3 - Neither agree nor disagree	11	8.15%
4 - Agree & 5 - Strongly agree	120	88.89%



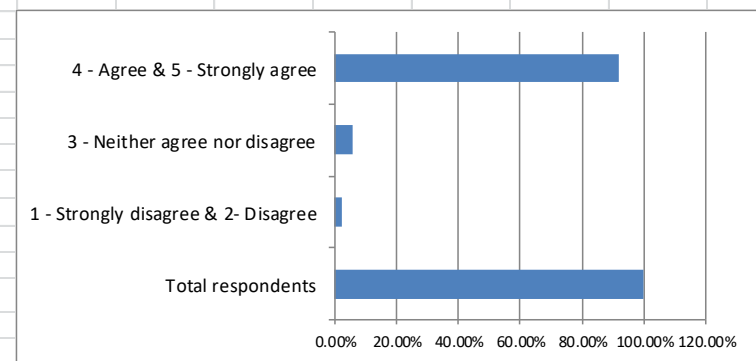
	Number of Respondents	%
1 - Strongly disagree	1	0.72%
2 - Disagree	9	6.52%
3 - Neither agree nor disagree	12	8.70%
4 - Agree	78	56.52%
5 - Strongly agree	38	27.54%
Total respondents	138	100.00%
1 - Strongly disagree & 2- Disagree	10	7.25%
3 - Neither agree nor disagree	12	8.70%
4 - Agree & 5 - Strongly agree	116	84.06%



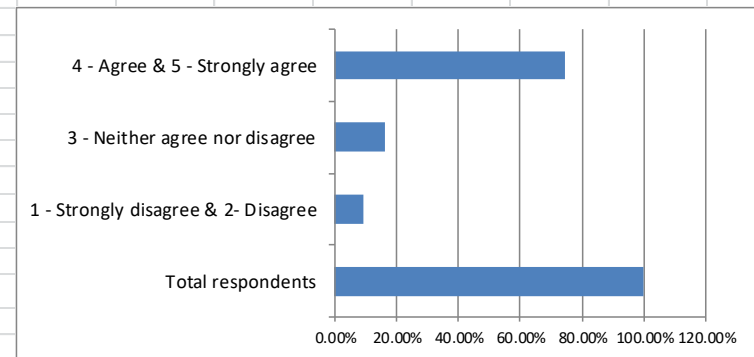
	Number of Respondents	%
1 - Strongly disagree	1	0.74%
2 - Disagree	2	1.47%
3 - Neither agree nor disagree	10	7.35%
4 - Agree	73	53.68%
5 - Strongly agree	50	36.76%
Total respondents	136	100.00%
1 - Strongly disagree & 2- Disagree	3	2.21%
3 - Neither agree nor disagree	10	7.35%
4 - Agree & 5 - Strongly agree	123	90.44%



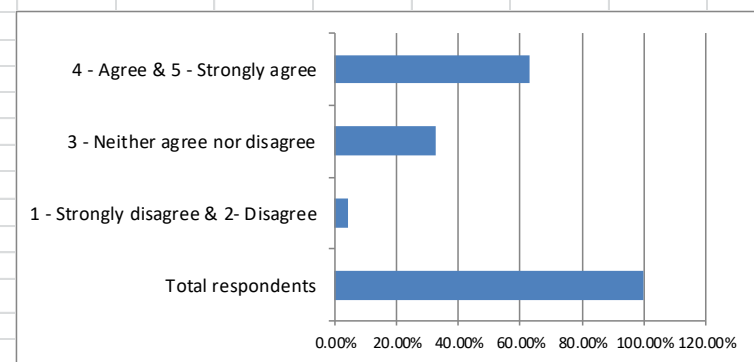
	Number of Respondents	%
1 - Strongly disagree	2	1.46%
2 - Disagree	1	0.73%
3 - Neither agree nor disagree	8	5.84%
4 - Agree	80	58.39%
5 - Strongly agree	46	33.58%
Total respondents	137	100.00%
1 - Strongly disagree & 2- Disagree	3	2.19%
3 - Neither agree nor disagree	8	5.84%
4 - Agree & 5 - Strongly agree	126	91.97%



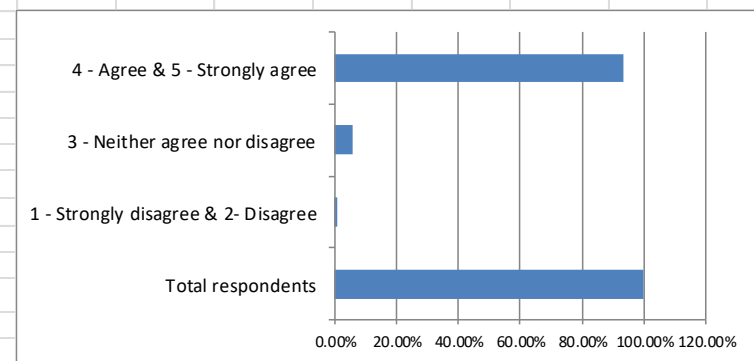
	Number of Respondents	%
<b>12. I understand the School Board's role.</b>		
1 - Strongly disagree	1	0.73%
2 - Disagree	12	8.76%
3 - Neither agree nor disagree	22	16.06%
4 - Agree	71	51.82%
5 - Strongly agree	31	22.63%
Total respondents	137	100.00%
1 - Strongly disagree & 2- Disagree	13	9.49%
3 - Neither agree nor disagree	22	16.06%
4 - Agree & 5 - Strongly agree	102	74.45%



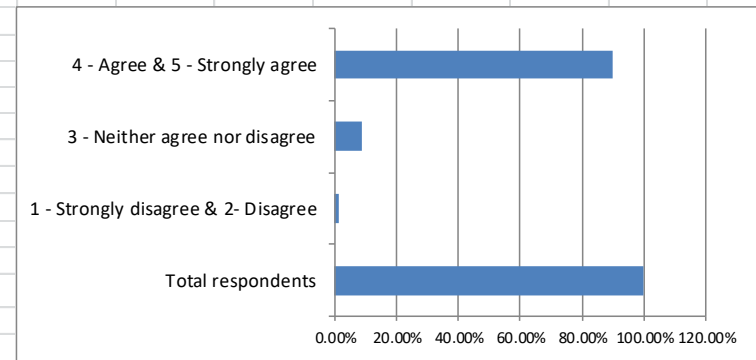
	Number of Respondents	%
<b>13. I am satisfied with the School Board's contribution.</b>		
1 - Strongly disagree	0	0.00%
2 - Disagree	6	4.35%
3 - Neither agree nor disagree	45	32.61%
4 - Agree	69	50.00%
5 - Strongly agree	18	13.04%
Total respondents	138	100.00%
1 - Strongly disagree & 2- Disagree	6	4.35%
3 - Neither agree nor disagree	45	32.61%
4 - Agree & 5 - Strongly agree	87	63.04%



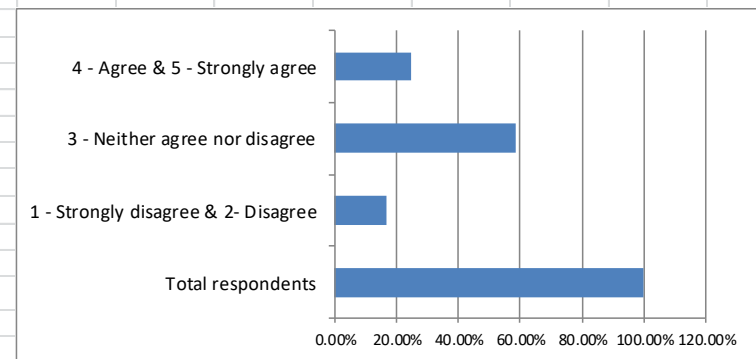
	Number of Respondents	%
<b>14. I understand the role of the P. &amp; C.</b>		
1 - Strongly disagree	1	0.72%
2 - Disagree	0	0.00%
3 - Neither agree nor disagree	8	5.76%
4 - Agree	86	61.87%
5 - Strongly agree	44	31.65%
Total respondents	139	100.00%
1 - Strongly disagree & 2- Disagree	1	0.72%
3 - Neither agree nor disagree	8	5.76%
4 - Agree & 5 - Strongly agree	130	93.53%



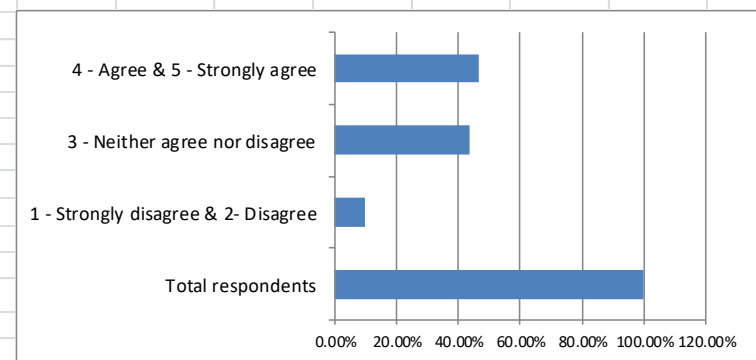
	Number of Respondents	%
1 - Strongly disagree	0	0.00%
2 - Disagree	2	1.45%
3 - Neither agree nor disagree	12	8.70%
4 - Agree	60	43.48%
5 - Strongly agree	64	46.38%
Total respondents	138	100.00%
1 - Strongly disagree & 2- Disagree	2	1.45%
3 - Neither agree nor disagree	12	8.70%
4 - Agree & 5 - Strongly agree	124	89.86%



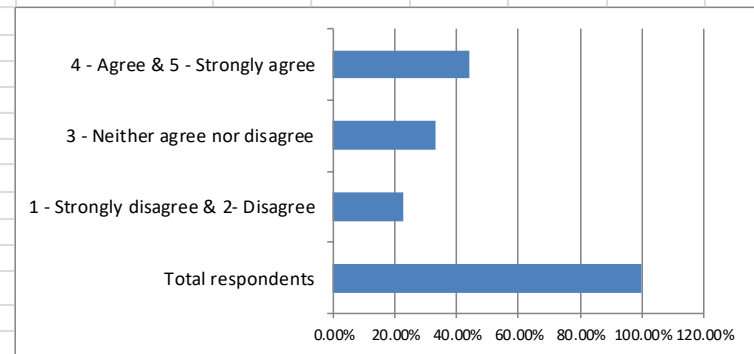
	Number of Respondents	%
1 - Strongly disagree	10	8.00%
2 - Disagree	11	8.80%
3 - Neither agree nor disagree	73	58.40%
4 - Agree	23	18.40%
5 - Strongly agree	8	6.40%
Total respondents	125	100.00%
1 - Strongly disagree & 2- Disagree	21	16.80%
3 - Neither agree nor disagree	73	58.40%
4 - Agree & 5 - Strongly agree	31	24.80%



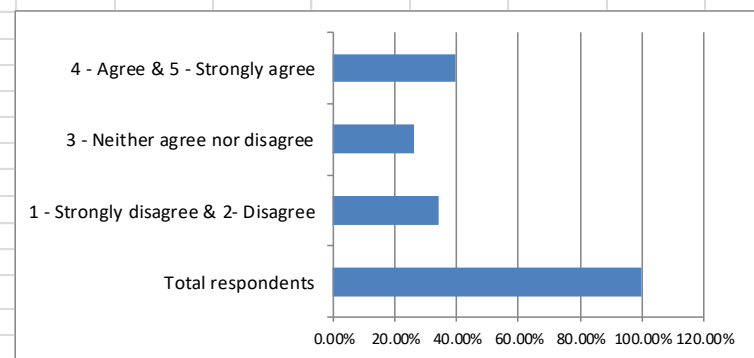
	Number of Respondents	%
1 - Strongly disagree	1	0.82%
2 - Disagree	11	9.02%
3 - Neither agree nor disagree	53	43.44%
4 - Agree	44	36.07%
5 - Strongly agree	13	10.66%
Total respondents	122	100.00%
1 - Strongly disagree & 2- Disagree	12	9.84%
3 - Neither agree nor disagree	53	43.44%
4 - Agree & 5 - Strongly agree	57	46.72%



	Number of Respondents	%
1 - Strongly disagree	22	15.94%
2 - Disagree	9	6.52%
3 - Neither agree nor disagree	46	33.33%
4 - Agree	37	26.81%
5 - Strongly agree	24	17.39%
Total respondents	138	100.00%
1 - Strongly disagree & 2- Disagree	31	22.46%
3 - Neither agree nor disagree	46	33.33%
4 - Agree & 5 - Strongly agree	61	44.20%



	Number of Respondents	%
1 - Strongly disagree	6	5.08%
2 - Disagree	34	28.81%
3 - Neither agree nor disagree	31	26.27%
4 - Agree	22	18.64%
5 - Strongly agree	25	21.19%
Total respondents	118	100.00%
1 - Strongly disagree & 2- Disagree	40	33.90%
3 - Neither agree nor disagree	31	26.27%
4 - Agree & 5 - Strongly agree	47	39.83%



	Number of Respondents	%
1 - Strongly disagree	8	6.50%
2 - Disagree	20	16.26%
3 - Neither agree nor disagree	24	19.51%
4 - Agree	35	28.46%
5 - Strongly agree	36	29.27%
Total respondents	123	100.00%
1 - Strongly disagree & 2- Disagree	28	22.76%
3 - Neither agree nor disagree	24	19.51%
4 - Agree & 5 - Strongly agree	71	57.72%

