



**Mount
Lawley**
PRIMARY SCHOOL
Strive for Wisdom

Together | Learn • Respect • Inspire • Create • Celebrate

92 Second Avenue, Mount Lawley 6050 Tel: 9370 2170 Fax: 9370 5160 A/H: 0407 370 210 ABN: 33 639 820 734
Offsite Kindergarten: 65 Woodsome Street, Mount Lawley Telephones: Kindy 1: TBA K2: 9272 1236 K3: 9272 1248
Email: mountlawleys@education.wa.edu.au Web: <http://www.mountlawleys.wa.edu.au/> Phone App: *Mt Lawley Primary*

SCHOOL COUNCIL 2016 PARENT SURVEY

SUMMARY AND ANALYSIS OF RESPONSES AND COMMENTS

Prepared by: David Abbott

Date: Friday, 2 December 2016

CONTENTS

- 1. INTRODUCTION AND SURVEY PROCESS RECOMMENDATIONS.....3**
 - 1.1 INTRODUCTION3
 - 1.2 2016 SURVEY PROCESS3
- 2. SUMMARY AND ANALYSIS OF 2016 SURVEY RESPONSES5**
 - 2.1 NOTABLE AREAS OF STRENGTH5
 - 2.2 NOTABLE AREAS OF CONCERN6
- 3. SUMMARY AND ANALYSIS OF 2016 SURVEY COMMENTS.....7**
- 4. OVERALL SUMMARY OF 2016 SURVEY8**
- 5. RECOMMENDATIONS FOR COUNCIL/BOARD CONSIDERATION10**
- APPENDIX 1 – SUMMARY OF RESPONSES RECEIVED FROM 2016 SURVEY12**

1. INTRODUCTION AND SURVEY PROCESS RECOMMENDATIONS

1.1 INTRODUCTION

Australian Education Ministers determined that all Australian schools will participate in parent, student and staff opinion surveys.

As a consequence, all WA public schools are required to administer parent, student (Years 5-12) and staff National School Opinion Surveys (NSOS) at least every two years, commencing in 2014.

The Australian Curriculum Assessment & Reporting Authority (ACARA) has been responsible for the development and implementation of the NSOS. ACARA has worked with jurisdictions on the development of survey items, and with Education Services Australia (ESA) to develop an online School Survey system that will deliver the surveys and gather and report the results.

In addition to the NSOS surveys, the School Survey system allows schools the opportunity to add questions specifically relevant to their particular school.

1.2 2016 SURVEY PROCESS

To increase parent survey response numbers in 2016 a number of new initiatives were introduced:

1. A note was sent home to all parents & carers outlining the process and timing of the survey and survey requirements. This included a **return slip** to confirm if and when the survey had been completed by the parent(s). The name of the student (or students) was included on the return slip for the awarding of the proposed prizes.

2. Mass advertising of the survey was included in all ways of communication (Newsletter, Website, App. and Facebook) as well as on posters placed around the school for parents to easily see. This advertising continued during the time agreed to complete the survey and the survey closing date was clearly shown.

3. A prize (morning tea organised by the Council) was awarded to the class with the most returned survey slips. Additionally, 5 book voucher prizes of \$20 each were awarded to students that sent back the return slip. These prizes were randomly selected out of a hat. The P&C generously agreed to contribute \$100 for the proposed prizes on the condition that "there be a clear message that the P&C is independent from both the School and the School Council, and that the P&C are happy to sponsor this initiative to encourage a more complete survey result that will help better inform all groups in future decision making."

It was discussed and agreed again by Council that MLPS would only use only on-line submissions for parent surveys in 2016. It was agreed by Council that hard copy survey forms would be available **on request only**. No parents requested a hard copy form in 2016.

The space available for comments in the 2016 survey seemed to be sufficient for those parents who responded.

The 2016 Parent survey was made available on-line on Wednesday 12th October and closed on Thursday 27th October. Parents and carers were informed that the survey was available for completion in the October 12th, October 19th and October 26th school newsletters. It was also advertised on the official MLPS Facebook page as well as on the MLPS Community Facebook page as being available.

From the 2016 Mount Lawley Primary School (MLPS) Parent Survey, there were **184 on-line survey responses received** from MLPS families. This compares with 33 responses received in 2015, 124 responses received in 2014, 125 responses received in 2013, and 70 responses received in 2012.

2. SUMMARY AND ANALYSIS OF 2016 SURVEY RESPONSES

2.1 NOTABLE AREAS OF STRENGTH

Areas where more than **80% of respondents agreed** (i.e. “strongly agreed” or “agreed”) in the overall responses (excluding “not applicable” responses) included:

1. **98.90%** of respondents agreed that **“This school is well maintained.”**
2. **92.35%** of respondents agreed that **“The school's newsletter is valuable as a source of information.”**
3. **90.11%** of respondents agreed that **“My child feels safe at this school.”**
4. **87.50%** of respondents agreed that **“Teachers at this school expect my child to do his or her best.”**
5. **86.26%** of respondents agreed that **“The school has a positive school identity.”**
6. **85.87%** of respondents agreed that **“I can talk to my child’s teachers about my concerns.”**
7. **85.52%** of respondents agreed that **“My child’s teachers are good teachers.”**
8. **85.00%** of respondents agreed that **“My child likes being at this school.”**
9. **84.78%** of respondents agreed that **“I am satisfied with the school's uniform options.”**
10. **84.70%** of respondents agreed that **“There are sufficient opportunities for me to be involved in the school.”**
11. **82.87%** of respondents agreed that **“I understand the P. & C.'s role.”**
12. **81.32%** of respondents agreed that **“I am satisfied with the school's core teaching programs in English.”**
13. **80.98%** of respondents agreed that **“My child is making good progress at this school.”**

2.2 NOTABLE AREAS OF CONCERN

Areas where more than **10% of respondents did not agree** (i.e. “strongly disagreed” or “disagreed”) in the overall responses (excluding “not applicable” responses) included:

1. **24.46%** of respondents did not agree that **“I am satisfied with the specialist language programs (LOTE).”**
2. **21.77%** of respondents did not agree that **“The school's official Facebook page is valuable as a source of information.”**
3. **19.13%** of respondents did not agree that **“I am satisfied with the school’s front office services.”**
4. **15.76%** of respondents did not agree that **“This school is well led.”**
5. **15.19%** of respondents did not agree that **“I am satisfied with the way bullying concerns are dealt with by the school.”**
6. **14.13%** of respondents did not agree that **“This school works with me to support my child's learning.”**
7. **13.67%** of respondents did not agree that **“I am satisfied with the school’s Pastoral Care services.”**
8. **13.66%** of respondents did not agree that **“Teachers at this school provide my child with useful feedback about his or her school work.”**
9. **13.60%** of respondents did not agree that **“I am satisfied with the school's Active After School Sport program.”**
10. **13.59%** of respondents did not agree that **“I am satisfied with the overall standard of education achieved at this school”**
11. **12.71%** of respondents did not agree that **“This school takes parents’ opinions seriously.”**
12. **11.96%** of respondents did not agree that **“My child’s learning needs are being met at this school”**
13. **11.41%** of respondents did not agree that **“The school's website is valuable as a source of information.”**

3. SUMMARY AND ANALYSIS OF 2016 SURVEY COMMENTS

2016 Comment themes:

1. Improvements and/or changes required to Education and Teaching at MLPS (47 comments)
2. Concerns regarding Languages Other Than English (LOTE) at MLPS (42 comments)
 - 2.1 General concerns regarding LOTE at MLPS (32 comments)
 - 2.2 Stop teaching Korean at MLPS (7 comments)
 - 2.3 Stop teaching Indonesian at MLPS (3 comments)
3. Keep and/or increase before and after school activities at MLPS (educational, sport and/or on-site out-of-school care) (30 comments)
 - 3.1 Keep and/or increase before and after school activities (13 comments)
 - 3.2 Offer on-site after and before school out-of-school care (9 comments)
 - 3.3 Keep and/or increase after school sports (8 comments)
4. General Communication concerns at MLPS (25 comments)
 - 4.1 Improve communication at MLPS (20 comments)
 - 4.2 Improve and/or replace website (2 comments)
 - 4.3 Improve phone app (2 comments)
 - 4.4 Improve newsletter (1 comment)
5. Improvements and/or changes required to Parent-Teacher interactions at MLPS (25 comments)
 - 5.1 Improve parent-teacher interactions (17 comments)
 - 5.2 Improve parent-teacher interview process (5 comments)
 - 5.3 Allow parents upstairs and more access to classrooms and teachers (3 comments)
6. Changes requested to sport at MLPS (22 comments)
7. Changes to and more opportunities requested for music at MLPS (12 comments)
8. Request for additional specialist programs in science, IT and coding at MLPS (10 comments)
9. Request for changes to food choices and commencement of on-site canteen at MLPS (10 comments)
 - 9.1 Improve food choices and options (5 comments)
 - 9.2 Introduce on-site canteen (5 comments)
10. Introduction of drama and performing arts program at MLPS (6 comments)
11. Improvements required in MLPS leadership and administration (5 comments)
12. Issues related to bullying at MLPS (5 comments)

4. OVERALL SUMMARY OF 2016 SURVEY

The major themes identified in the **2016** MLPS Parent Survey from the combination of both the survey data and specific parent comments are:

1. **LOTE** (Languages Other Than English) - particularly related to the Indonesian & Korean programs and alternatives;
2. **Communication** (between teachers and parents and also all forms of communication from the school to the parents and the community);
2. **Education** (required improvements and/or changes to education and/or teaching at MLPS); and
4. **Before and after school services** offered at MLPS (including educational, sporting and on-site out-of-school care).

This compares with the major themes identified in the **2015** MLPS Parent Survey from both the survey data and comments:

1. **LOTE** (Languages Other Than English) - particularly related to the Indonesian program and alternatives;
2. **Communication** (between teachers and parents and also all forms of communication from the school to the parents and the community);
3. **Education** (required improvements or changes to education and/or teaching); and
4. **Before and after school services** offered at MLPS (including educational, sporting and out-of-school care).

The major themes identified in the **2014** MLPS Parent Survey from both the survey data and comments were:

1. Languages Other Than English (**LOTE**) - particularly related to the Indonesian program and alternatives;
2. **Communication** (between teachers and parents and also from the school in general to the parents and the community);
3. **Education** (required improvements or changes to education and/or teaching);
4. Issues related to **Religion** (Religious Education/Instruction, Lord's Prayer, and "God" in the School Creed); and
5. **Bullying** and behaviour management.

The major themes identified in the **2013** MLPS Parent Survey from both the survey data and comments were:

1. **Education**;
2. Issues related to **Religion** (Religious Education/Instruction, Lord's Prayer, and "God" in the School Creed);
3. **Communication** (between teachers and parents and also from the school in general to the parents and the community);
4. Languages Other Than English (**LOTE**) - particularly related to the Indonesian program and alternatives; and
5. **Bullying** and behaviour management.

5. RECOMMENDATIONS FOR COUNCIL/BOARD CONSIDERATION

5.1 MLPS Council Parent Survey Process

Recommendation 1:

Due to the significantly increased number of survey responses from the 2015 to 2016 surveys (33 to 184), it is recommended that MLPS continues to offer the same incentives in the 2017 survey as were offered in 2016.

It is also recommended that the survey continues in 2017 with only on-line submissions for parent response. There should also be the same amount of advertising to the parents regarding the availability and timing of the survey. This should result in continued larger numbers of survey responses and will also make the analysis and review as simple and as fast as possible.

It is also recommended that the school provides feedback to the parents and community regarding any proposed and/or actual changes that occur due the provided survey data.

5.2 LOTE (Languages Other Than English) - particularly related to the Indonesian & Korean programs and alternatives.

Recommendation 2:

It is recommended that the school reiterates clearly to the parents and community the current situation regarding LOTE at MLPS as well as the proposed (required) changes to LOTE at MLPS in 2017 and beyond.

5.3 Communication (between teachers and parents and also all forms of communication from the school to the parents and the community)

Recommendation 3:

It is recommended that all forms of communication including weekly newsletter, App, website and official Facebook site be reviewed by the school and/or Board in 2017 to confirm that they are the most useful and efficient ways of providing relevant timely information to all MLPS stakeholders.

It is also recommended that the parent-teacher interview process and all parent-teacher interactions be reviewed to confirm suitability and usefulness for both parents and teachers.

5.4 Education (required improvements and/or changes to education and/or teaching at MLPS)

Recommendation 4:

It is recommended that the MLPS leadership team review all comments provided from the 2016 Parent survey related to educational and teaching concerns and put in place appropriate changes and measures as required.

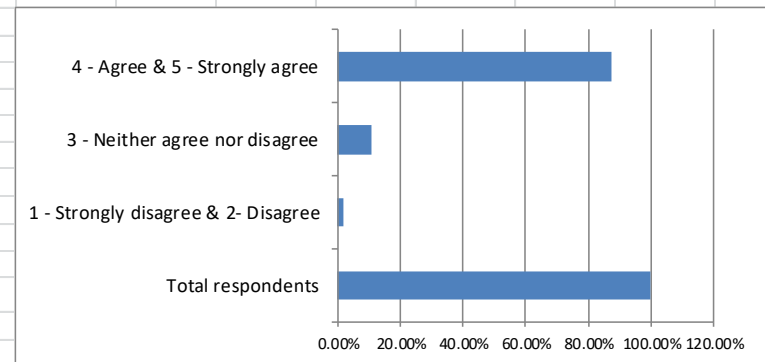
5.5 Before and/or after school services and activities offered at MLPS (including educational, sporting and on-site out-of-school care)

Recommendation 5:

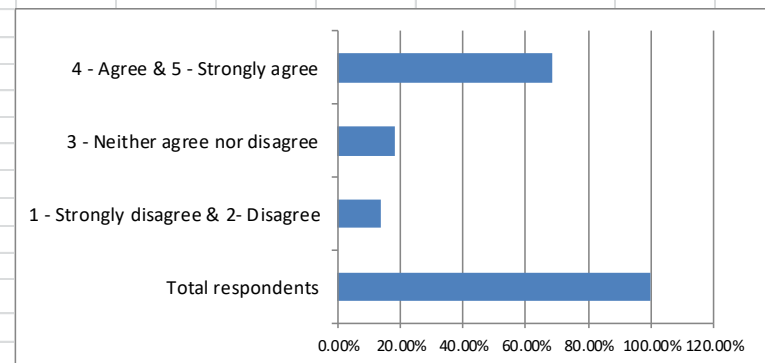
It is recommended that the MLPS leadership team review all comments provided from the 2016 Parent survey, particularly related to requested additional before and after school services and activities and put in place appropriate and available changes. It is noted that a sub-committee is to be formed in early 2017 (including members from the Council/Board, the P&C as well as MLPS Administration) which will discuss all options related to the possibility and practicality of on-site before and after school care.

APPENDIX 1 – SUMMARY OF RESPONSES RECEIVED FROM 2016 SURVEY

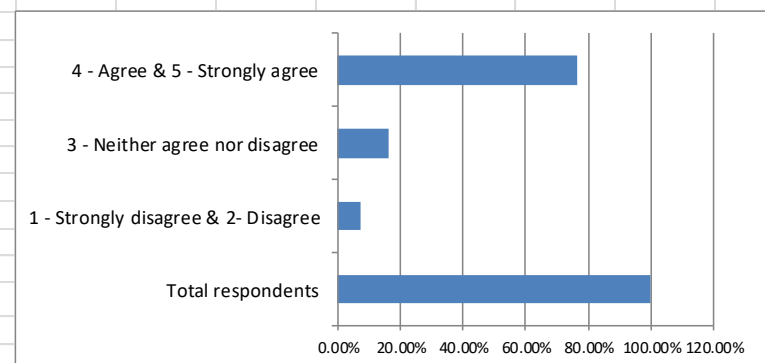
Teachers at this school expect my child to do his or her best.	Number of Respondents		%
	1 - Strongly disagree	0	0.00%
	2 - Disagree	3	1.63%
	3 - Neither agree nor disagree	20	10.87%
	4 - Agree	94	51.09%
	5 - Strongly agree	67	36.41%
	Total respondents	184	100.00%
	1 - Strongly disagree & 2- Disagree	3	1.63%
	3 - Neither agree nor disagree	20	10.87%
4 - Agree & 5 - Strongly agree	161	87.50%	
Mean (average)	4.2		



Teachers at this school provide my child with useful feedback about his or her school work.	Number of Respondents		%
	1 - Strongly disagree	0	0.00%
	2 - Disagree	25	13.66%
	3 - Neither agree nor disagree	33	18.03%
	4 - Agree	79	43.17%
	5 - Strongly agree	46	25.14%
	Total respondents	183	100.00%
	1 - Strongly disagree & 2- Disagree	25	13.66%
	3 - Neither agree nor disagree	33	18.03%
4 - Agree & 5 - Strongly agree	125	68.31%	
Mean (average)	3.8		

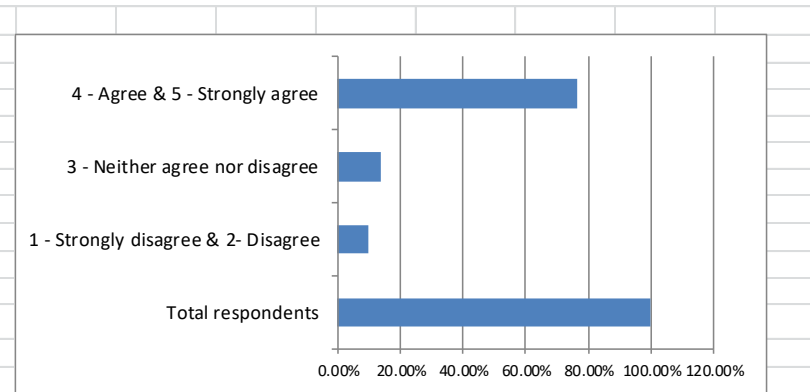


Teachers at this school treat students fairly.	Number of Respondents		%
	1 - Strongly disagree	1	0.54%
	2 - Disagree	12	6.52%
	3 - Neither agree nor disagree	30	16.30%
	4 - Agree	80	43.48%
	5 - Strongly agree	61	33.15%
	Total respondents	184	100.00%
	1 - Strongly disagree & 2- Disagree	13	7.07%
	3 - Neither agree nor disagree	30	16.30%
4 - Agree & 5 - Strongly agree	141	76.63%	
Mean (average)	4.0		

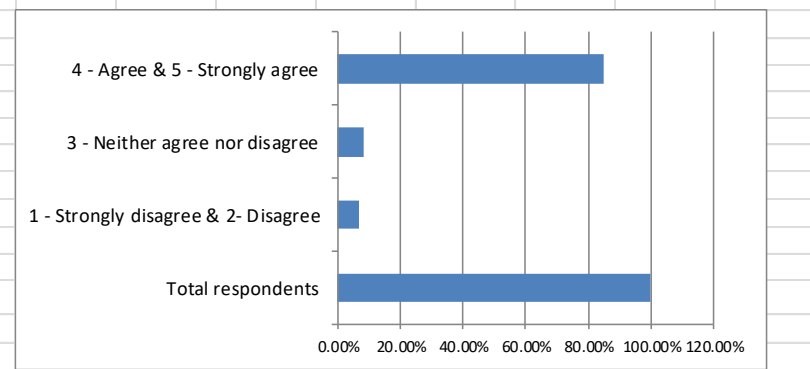


This school is well maintained.		Number of Respondents	%	
	1 - Strongly disagree	0	0.00%	
	2 - Disagree	1	0.55%	
	3 - Neither agree nor disagree	1	0.55%	
	4 - Agree	59	32.60%	
	5 - Strongly agree	120	66.30%	
	Total respondents	181	100.00%	
	1 - Strongly disagree & 2- Disagree	1	0.55%	
	3 - Neither agree nor disagree	1	0.55%	
	4 - Agree & 5 - Strongly agree	179	98.90%	
Mean (average)	4.6			
My child feels safe at this school.		Number of Respondents	%	
	1 - Strongly disagree	2	1.10%	
	2 - Disagree	5	2.75%	
	3 - Neither agree nor disagree	11	6.04%	
	4 - Agree	48	26.37%	
	5 - Strongly agree	116	63.74%	
	Total respondents	182	100.00%	
	1 - Strongly disagree & 2- Disagree	7	3.85%	
	3 - Neither agree nor disagree	11	6.04%	
	4 - Agree & 5 - Strongly agree	164	90.11%	
Mean (average)	4.5			
I can talk to my child's teachers about my concerns.		Number of Respondents	%	
	1 - Strongly disagree	3	1.63%	
	2 - Disagree	5	2.72%	
	3 - Neither agree nor disagree	18	9.78%	
	4 - Agree	74	40.22%	
	5 - Strongly agree	84	45.65%	
	Total respondents	184	100.00%	
	1 - Strongly disagree & 2- Disagree	8	4.35%	
	3 - Neither agree nor disagree	18	9.78%	
	4 - Agree & 5 - Strongly agree	158	85.87%	
Mean (average)	4.3			

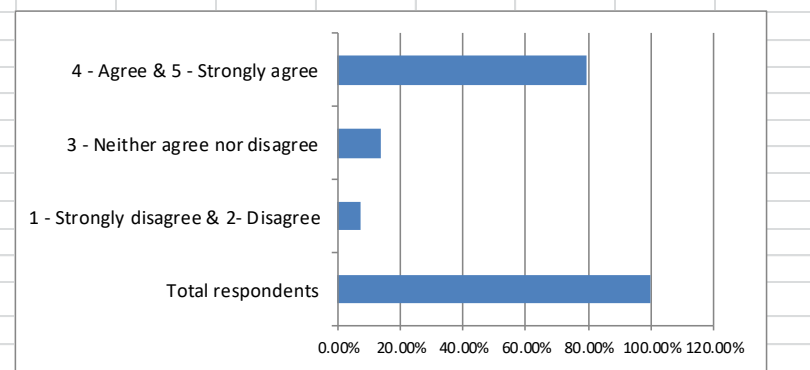
Student behaviour is well managed at this school.	Number of Respondents		%		
	1 - Strongly disagree	5	2.73%		
	2 - Disagree	13	7.10%		
	3 - Neither agree nor disagree	25	13.66%		
	4 - Agree	85	46.45%		
	5 - Strongly agree	55	30.05%		
	Total respondents	183	100.00%		
	1 - Strongly disagree & 2- Disagree			18	9.84%
	3 - Neither agree nor disagree			25	13.66%
	4 - Agree & 5 - Strongly agree			140	76.50%
Mean (average)			3.9		



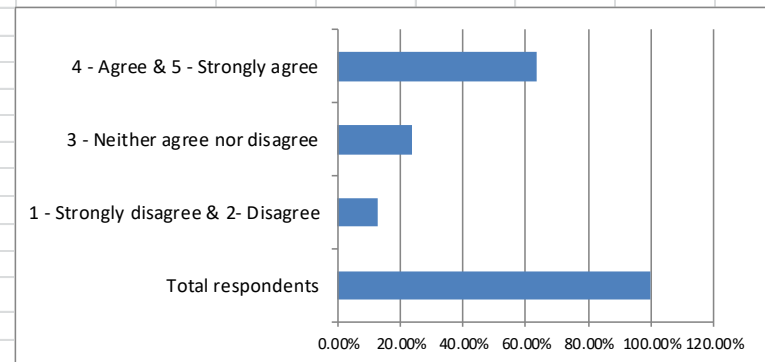
My child likes being at this school.	Number of Respondents		%		
	1 - Strongly disagree	4	2.22%		
	2 - Disagree	8	4.44%		
	3 - Neither agree nor disagree	15	8.33%		
	4 - Agree	53	29.44%		
	5 - Strongly agree	100	55.56%		
	Total respondents	180	100.00%		
	1 - Strongly disagree & 2- Disagree			12	6.67%
	3 - Neither agree nor disagree			15	8.33%
	4 - Agree & 5 - Strongly agree			153	85.00%
Mean (average)			4.3		



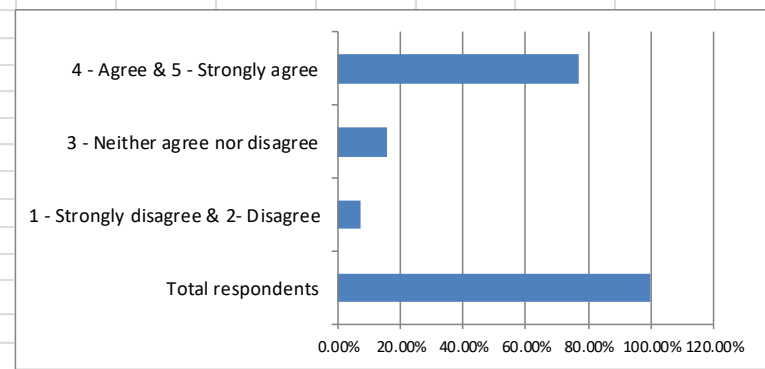
This school looks for ways to improve.	Number of Respondents		%		
	1 - Strongly disagree	5	2.73%		
	2 - Disagree	8	4.37%		
	3 - Neither agree nor disagree	25	13.66%		
	4 - Agree	78	42.62%		
	5 - Strongly agree	67	36.61%		
	Total respondents	183	100.00%		
	1 - Strongly disagree & 2- Disagree			13	7.10%
	3 - Neither agree nor disagree			25	13.66%
	4 - Agree & 5 - Strongly agree			145	79.23%
Mean (average)			4.1		



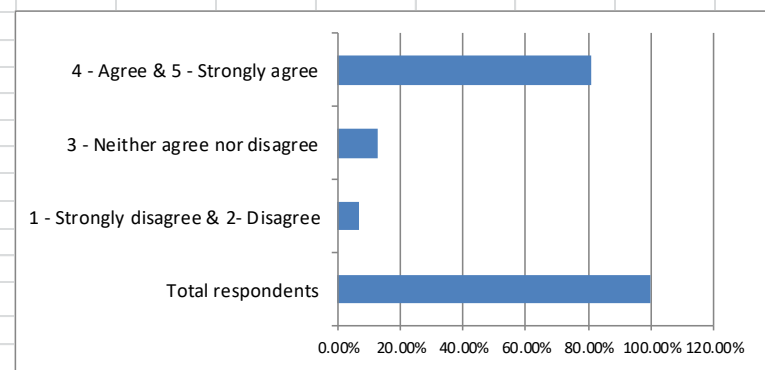
This school takes parents' opinions seriously.	Number of Respondents		%
	1 - Strongly disagree	9	4.97%
	2 - Disagree	14	7.73%
	3 - Neither agree nor disagree	43	23.76%
	4 - Agree	70	38.67%
	5 - Strongly agree	45	24.86%
	Total respondents	181	100.00%
	1 - Strongly disagree & 2- Disagree	23	12.71%
	3 - Neither agree nor disagree	43	23.76%
	4 - Agree & 5 - Strongly agree	115	63.54%
Mean (average)	3.7		



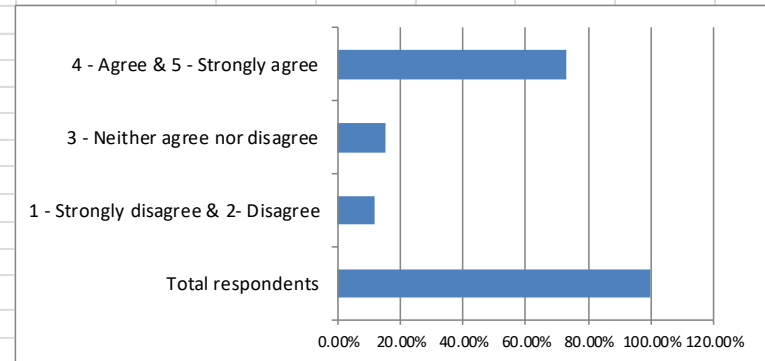
Teachers at this school motivate my child to learn.	Number of Respondents		%
	1 - Strongly disagree	3	1.63%
	2 - Disagree	10	5.43%
	3 - Neither agree nor disagree	29	15.76%
	4 - Agree	86	46.74%
	5 - Strongly agree	56	30.43%
	Total respondents	184	100.00%
	1 - Strongly disagree & 2- Disagree	13	7.07%
	3 - Neither agree nor disagree	29	15.76%
	4 - Agree & 5 - Strongly agree	142	77.17%
Mean (average)	4.0		



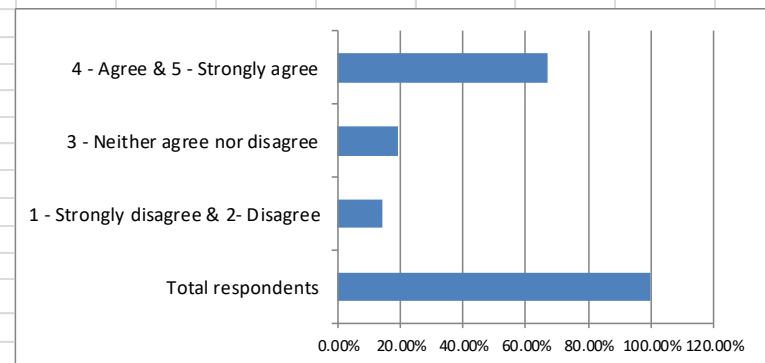
My child is making good progress at this school.	Number of Respondents		%
	1 - Strongly disagree	2	1.09%
	2 - Disagree	10	5.43%
	3 - Neither agree nor disagree	23	12.50%
	4 - Agree	89	48.37%
	5 - Strongly agree	60	32.61%
	Total respondents	184	100.00%
	1 - Strongly disagree & 2- Disagree	12	6.52%
	3 - Neither agree nor disagree	23	12.50%
	4 - Agree & 5 - Strongly agree	149	80.98%
Mean (average)	4.1		



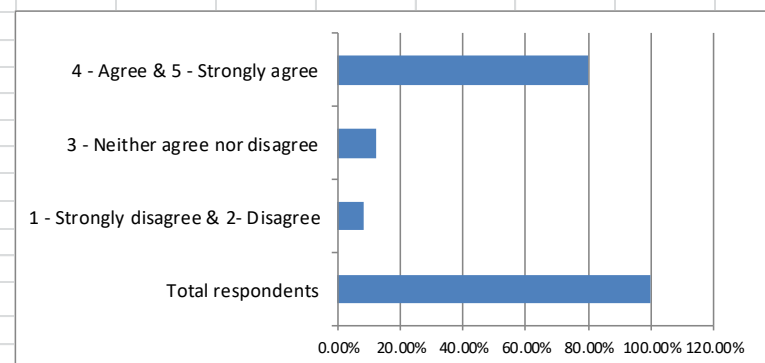
My child's learning needs are being met at this school.	Number of Respondents		%
	1 - Strongly disagree	5	2.72%
	2 - Disagree	17	9.24%
	3 - Neither agree nor disagree	28	15.22%
	4 - Agree	85	46.20%
	5 - Strongly agree	49	26.63%
	Total respondents	184	100.00%
	1 - Strongly disagree & 2- Disagree	22	11.96%
	3 - Neither agree nor disagree	28	15.22%
	4 - Agree & 5 - Strongly agree	134	72.83%
Mean (average)	3.8		



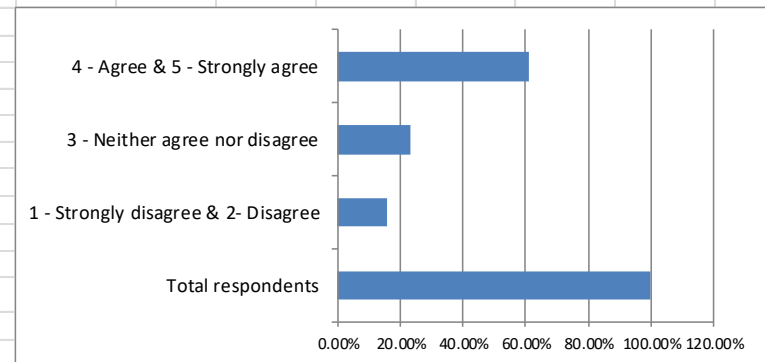
This school works with me to support my child's learning.	Number of Respondents		%
	1 - Strongly disagree	5	2.72%
	2 - Disagree	21	11.41%
	3 - Neither agree nor disagree	35	19.02%
	4 - Agree	75	40.76%
	5 - Strongly agree	48	26.09%
	Total respondents	184	100.00%
	1 - Strongly disagree & 2- Disagree	26	14.13%
	3 - Neither agree nor disagree	35	19.02%
	4 - Agree & 5 - Strongly agree	123	66.85%
Mean (average)	3.8		



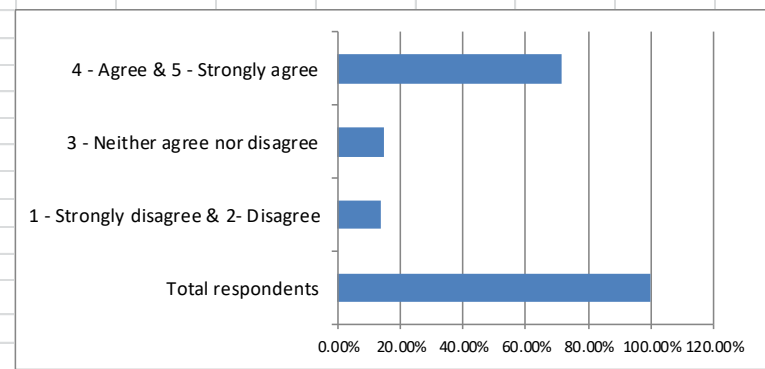
This school has a strong relationship with the local community.	Number of Respondents		%
	1 - Strongly disagree	2	1.09%
	2 - Disagree	13	7.10%
	3 - Neither agree nor disagree	22	12.02%
	4 - Agree	94	51.37%
	5 - Strongly agree	52	28.42%
	Total respondents	183	100.00%
	1 - Strongly disagree & 2- Disagree	15	8.20%
	3 - Neither agree nor disagree	22	12.02%
	4 - Agree & 5 - Strongly agree	146	79.78%
Mean (average)	4.0		



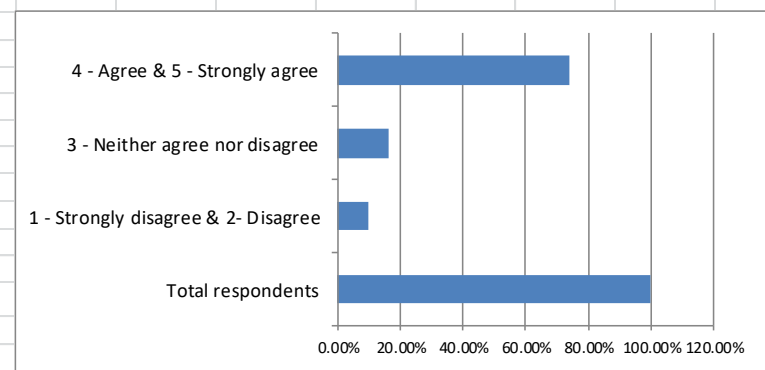
This school is well led.	Number of Respondents		%
	1 - Strongly disagree	11	5.98%
	2 - Disagree	18	9.78%
	3 - Neither agree nor disagree	43	23.37%
	4 - Agree	76	41.30%
	5 - Strongly agree	36	19.57%
	Total respondents	184	100.00%
	1 - Strongly disagree & 2- Disagree	29	15.76%
	3 - Neither agree nor disagree	43	23.37%
	4 - Agree & 5 - Strongly agree	112	60.87%
Mean (average)	3.6		



I am satisfied with the overall standard of education achieved at this school.	Number of Respondents		%
	1 - Strongly disagree	3	1.63%
	2 - Disagree	22	11.96%
	3 - Neither agree nor disagree	27	14.67%
	4 - Agree	91	49.46%
	5 - Strongly agree	41	22.28%
	Total respondents	184	100.00%
	1 - Strongly disagree & 2- Disagree	25	13.59%
	3 - Neither agree nor disagree	27	14.67%
	4 - Agree & 5 - Strongly agree	132	71.74%
Mean (average)	3.8		

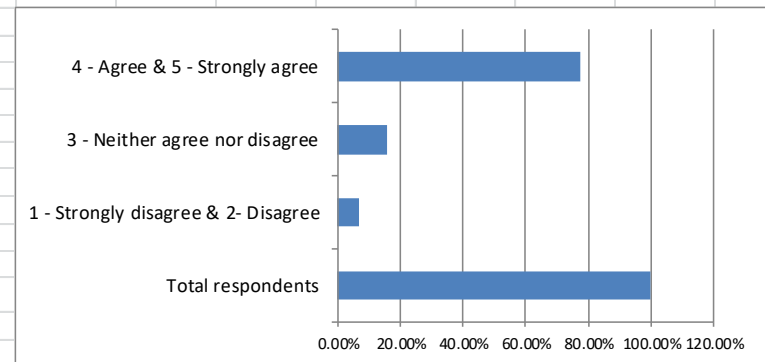


I would recommend this school to others.	Number of Respondents		%
	1 - Strongly disagree	6	3.28%
	2 - Disagree	12	6.56%
	3 - Neither agree nor disagree	30	16.39%
	4 - Agree	79	43.17%
	5 - Strongly agree	56	30.60%
	Total respondents	183	100.00%
	1 - Strongly disagree & 2- Disagree	18	9.84%
	3 - Neither agree nor disagree	30	16.39%
	4 - Agree & 5 - Strongly agree	135	73.77%
Mean (average)	3.9		

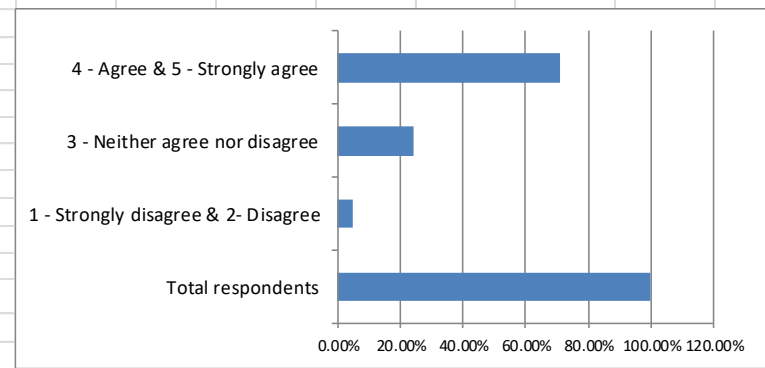


My child's teachers are good teachers.		Number of Respondents	%	
	1 - Strongly disagree	5	2.75%	
	2 - Disagree	4	2.20%	
	3 - Neither agree nor disagree	21	11.54%	
	4 - Agree	80	43.96%	
	5 - Strongly agree	72	39.56%	
	Total respondents	182	100.00%	
	1 - Strongly disagree & 2- Disagree	9	4.95%	
	3 - Neither agree nor disagree	21	11.54%	
	4 - Agree & 5 - Strongly agree	152	83.52%	
Mean (average)	4.2			
Teachers at this school care about my child.		Number of Respondents	%	
	1 - Strongly disagree	1	0.55%	
	2 - Disagree	6	3.28%	
	3 - Neither agree nor disagree	30	16.39%	
	4 - Agree	83	45.36%	
	5 - Strongly agree	63	34.43%	
	Total respondents	183	100.00%	
	1 - Strongly disagree & 2- Disagree	7	3.83%	
	3 - Neither agree nor disagree	30	16.39%	
	4 - Agree & 5 - Strongly agree	146	79.78%	
Mean (average)	4.1			
I am satisfied with the school's core teaching programs in English.		Number of Respondents	%	
	1 - Strongly disagree	0	0.00%	
	2 - Disagree	12	6.59%	
	3 - Neither agree nor disagree	22	12.09%	
	4 - Agree	108	59.34%	
	5 - Strongly agree	40	21.98%	
	Total respondents	182	100.00%	
	1 - Strongly disagree & 2- Disagree	12	6.59%	
	3 - Neither agree nor disagree	22	12.09%	
	4 - Agree & 5 - Strongly agree	148	81.32%	
Mean (average)	4.0			

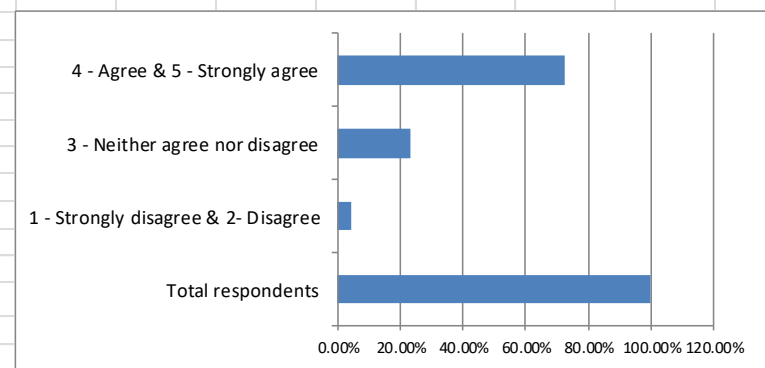
I am satisfied with the school's core teaching programs in Numeracy.	Number of Respondents		%
	1 - Strongly disagree	0	0.00%
	2 - Disagree	12	6.59%
	3 - Neither agree nor disagree	29	15.93%
	4 - Agree	106	58.24%
	5 - Strongly agree	35	19.23%
	Total respondents	182	100.00%
	1 - Strongly disagree & 2- Disagree	12	6.59%
	3 - Neither agree nor disagree	29	15.93%
	4 - Agree & 5 - Strongly agree	141	77.47%
Mean (average)	3.9		



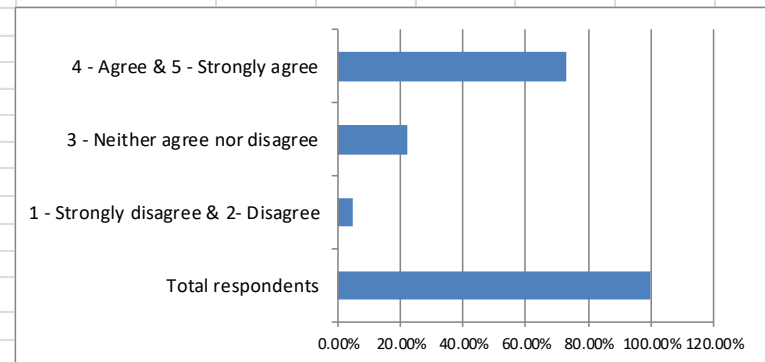
I am satisfied with the school's core teaching programs in Science.	Number of Respondents		%
	1 - Strongly disagree	0	0.00%
	2 - Disagree	8	4.65%
	3 - Neither agree nor disagree	42	24.42%
	4 - Agree	96	55.81%
	5 - Strongly agree	26	15.12%
	Total respondents	172	100.00%
	1 - Strongly disagree & 2- Disagree	8	4.65%
	3 - Neither agree nor disagree	42	24.42%
	4 - Agree & 5 - Strongly agree	122	70.93%
Mean (average)	3.8		



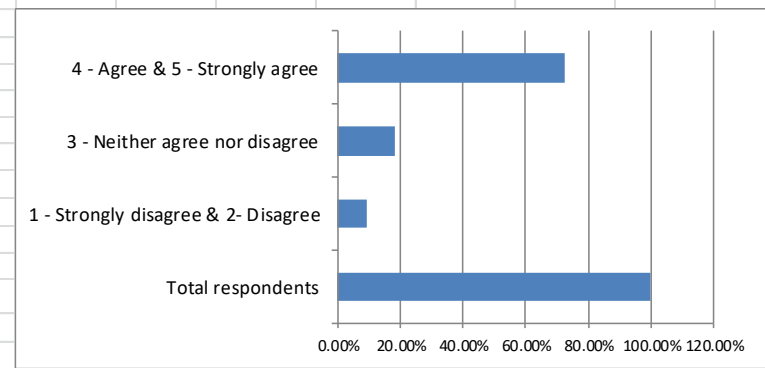
I am satisfied with the school's core teaching programs in the Humanities (History).	Number of Respondents		%
	1 - Strongly disagree	0	0.00%
	2 - Disagree	7	4.09%
	3 - Neither agree nor disagree	40	23.39%
	4 - Agree	100	58.48%
	5 - Strongly agree	24	14.04%
	Total respondents	171	100.00%
	1 - Strongly disagree & 2- Disagree	7	4.09%
	3 - Neither agree nor disagree	40	23.39%
	4 - Agree & 5 - Strongly agree	124	72.51%
Mean (average)	3.8		



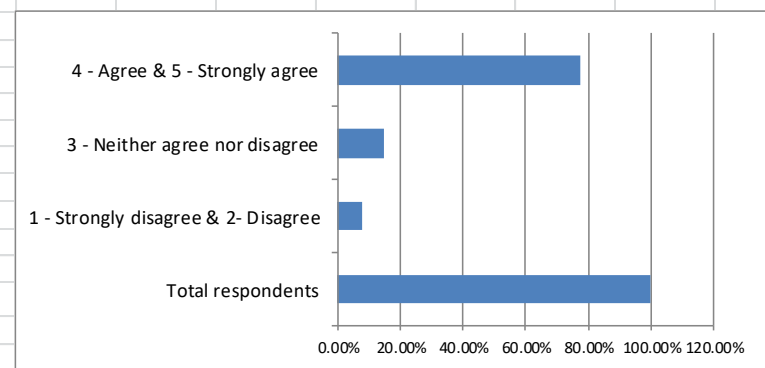
I am satisfied with the school's core teaching programs in Technology and Enterprise.		Number of Respondents	%
	1 - Strongly disagree	0	0.00%
	2 - Disagree	8	4.68%
	3 - Neither agree nor disagree	38	22.22%
	4 - Agree	102	59.65%
	5 - Strongly agree	23	13.45%
	Total respondents	171	100.00%
	1 - Strongly disagree & 2- Disagree	8	4.68%
	3 - Neither agree nor disagree	38	22.22%
	4 - Agree & 5 - Strongly agree	125	73.10%
	Mean (average)	3.8	



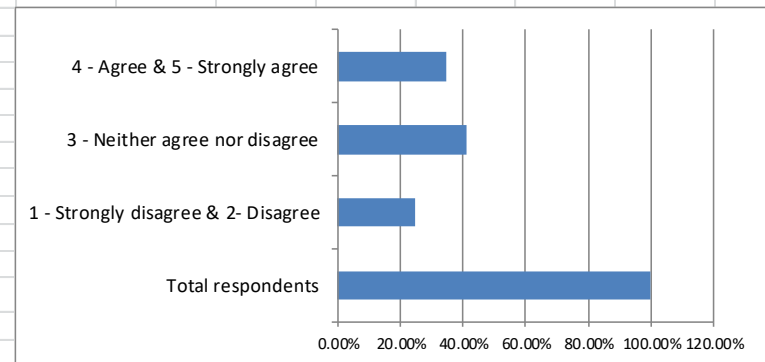
I am satisfied with the school's core teaching programs in Health.		Number of Respondents	%
	1 - Strongly disagree	1	0.57%
	2 - Disagree	15	8.52%
	3 - Neither agree nor disagree	32	18.18%
	4 - Agree	101	57.39%
	5 - Strongly agree	27	15.34%
	Total respondents	176	100.00%
	1 - Strongly disagree & 2- Disagree	16	9.09%
	3 - Neither agree nor disagree	32	18.18%
	4 - Agree & 5 - Strongly agree	128	72.73%
	Mean (average)	3.8	



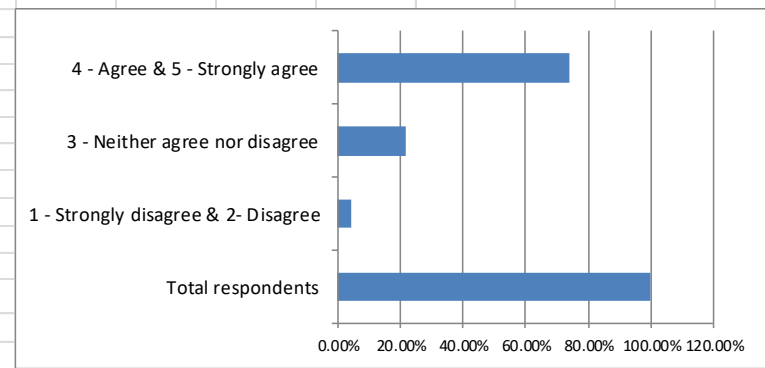
I am satisfied with the specialist programs in Physical Education.		Number of Respondents	%
	1 - Strongly disagree	1	0.59%
	2 - Disagree	12	7.06%
	3 - Neither agree nor disagree	25	14.71%
	4 - Agree	101	59.41%
	5 - Strongly agree	31	18.24%
	Total respondents	170	100.00%
	1 - Strongly disagree & 2- Disagree	13	7.65%
	3 - Neither agree nor disagree	25	14.71%
	4 - Agree & 5 - Strongly agree	132	77.65%
	Mean (average)	3.9	



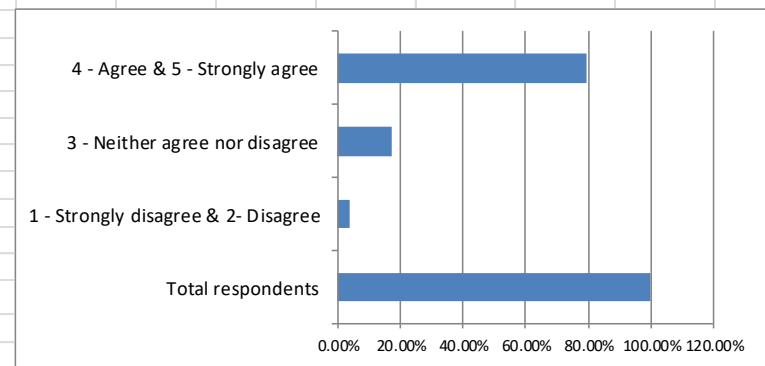
I am satisfied with the specialist language programs (LOTE).		Number of Respondents	%
	1 - Strongly disagree	18	12.95%
	2 - Disagree	16	11.51%
	3 - Neither agree nor disagree	57	41.01%
	4 - Agree	40	28.78%
	5 - Strongly agree	8	5.76%
	Total respondents	139	100.00%
	1 - Strongly disagree & 2- Disagree	34	24.46%
	3 - Neither agree nor disagree	57	41.01%
	4 - Agree & 5 - Strongly agree	48	34.53%
Mean (average)	3.0		



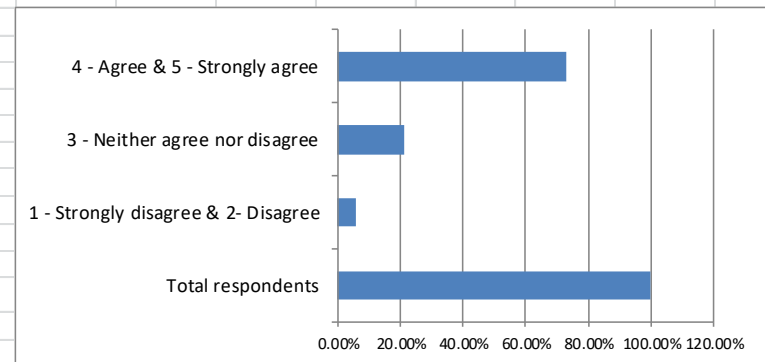
I am satisfied with the specialist programs in Music.		Number of Respondents	%
	1 - Strongly disagree	0	0.00%
	2 - Disagree	7	4.38%
	3 - Neither agree nor disagree	35	21.88%
	4 - Agree	83	51.88%
	5 - Strongly agree	35	21.88%
	Total respondents	160	100.00%
	1 - Strongly disagree & 2- Disagree	7	4.38%
	3 - Neither agree nor disagree	35	21.88%
	4 - Agree & 5 - Strongly agree	118	73.75%
Mean (average)	3.9		



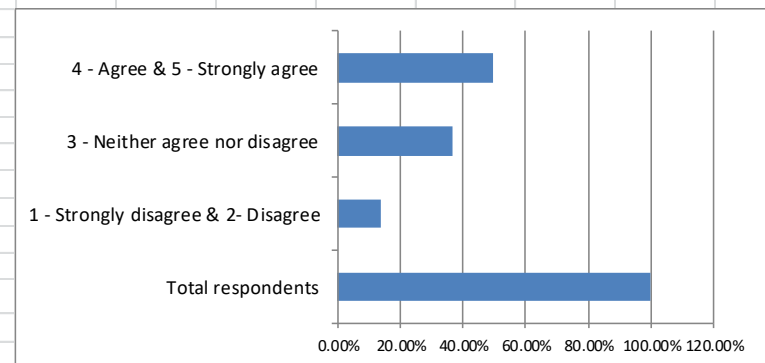
I am satisfied with the specialist programs in Visual Arts (Art and Craft).		Number of Respondents	%
	1 - Strongly disagree	0	0.00%
	2 - Disagree	6	3.64%
	3 - Neither agree nor disagree	28	16.97%
	4 - Agree	85	51.52%
	5 - Strongly agree	46	27.88%
	Total respondents	165	100.00%
	1 - Strongly disagree & 2- Disagree	6	3.64%
	3 - Neither agree nor disagree	28	16.97%
	4 - Agree & 5 - Strongly agree	131	79.39%
Mean (average)	4.0		



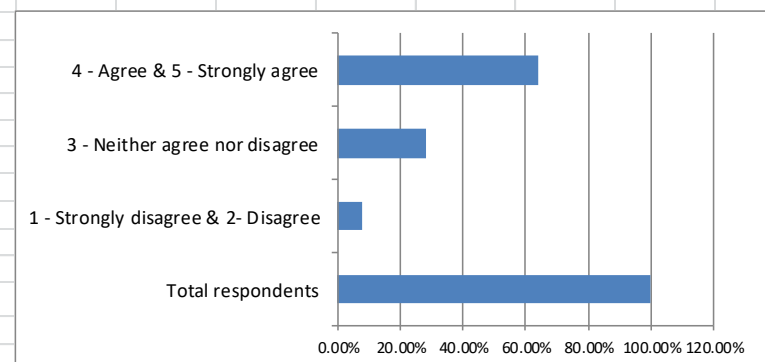
I am satisfied with the school's Dance program.		Number of Respondents	%
	1 - Strongly disagree	1	0.63%
	2 - Disagree	8	5.00%
	3 - Neither agree nor disagree	34	21.25%
	4 - Agree	80	50.00%
	5 - Strongly agree	37	23.13%
	Total respondents	160	100.00%
1 - Strongly disagree & 2- Disagree	9	5.63%	
3 - Neither agree nor disagree	34	21.25%	
4 - Agree & 5 - Strongly agree	117	73.13%	
Mean (average)	3.9		



I am satisfied with the school's Active After School Sport program.		Number of Respondents	%
	1 - Strongly disagree	3	2.40%
	2 - Disagree	14	11.20%
	3 - Neither agree nor disagree	46	36.80%
	4 - Agree	42	33.60%
	5 - Strongly agree	20	16.00%
	Total respondents	125	100.00%
1 - Strongly disagree & 2- Disagree	17	13.60%	
3 - Neither agree nor disagree	46	36.80%	
4 - Agree & 5 - Strongly agree	62	49.60%	
Mean (average)	3.5		

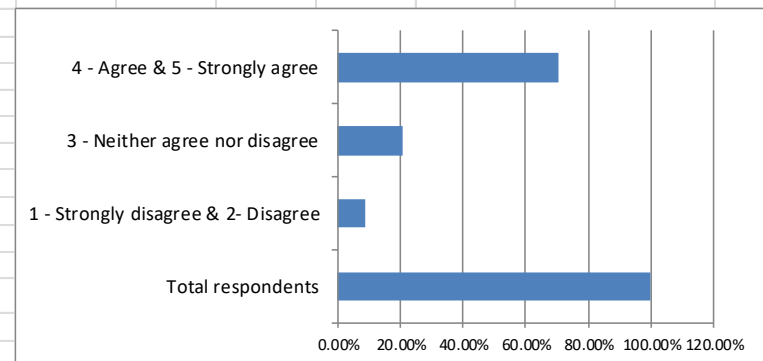


I am satisfied with the school's Instrumental music program.		Number of Respondents	%
	1 - Strongly disagree	0	0.00%
	2 - Disagree	9	7.69%
	3 - Neither agree nor disagree	33	28.21%
	4 - Agree	47	40.17%
	5 - Strongly agree	28	23.93%
	Total respondents	117	100.00%
1 - Strongly disagree & 2- Disagree	9	7.69%	
3 - Neither agree nor disagree	33	28.21%	
4 - Agree & 5 - Strongly agree	75	64.10%	
Mean (average)	3.8		

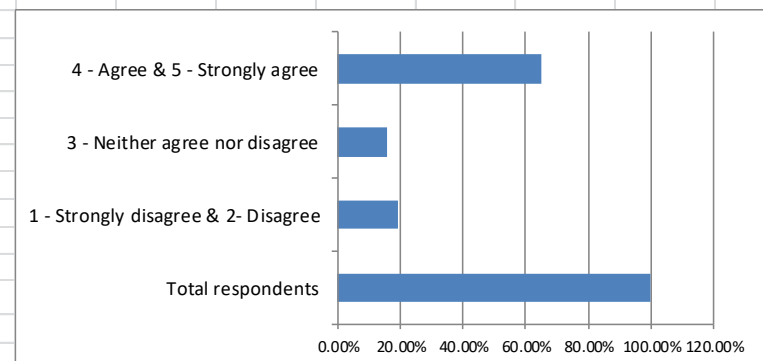


I am satisfied with the school's In-term Swimming program.		Number of Respondents	%	
	1 - Strongly disagree	0	0.00%	
	2 - Disagree	9	5.70%	
	3 - Neither agree nor disagree	23	14.56%	
	4 - Agree	87	55.06%	
	5 - Strongly agree	39	24.68%	
	Total respondents	158	100.00%	
	1 - Strongly disagree & 2- Disagree	9	5.70%	
	3 - Neither agree nor disagree	23	14.56%	
	4 - Agree & 5 - Strongly agree	126	79.75%	
Mean (average)	4.0			
I am satisfied with the school's Excursion program.		Number of Respondents	%	
	1 - Strongly disagree	0	0.00%	
	2 - Disagree	9	5.63%	
	3 - Neither agree nor disagree	28	17.50%	
	4 - Agree	91	56.88%	
	5 - Strongly agree	32	20.00%	
	Total respondents	160	100.00%	
	1 - Strongly disagree & 2- Disagree	9	5.63%	
	3 - Neither agree nor disagree	28	17.50%	
	4 - Agree & 5 - Strongly agree	123	76.88%	
Mean (average)	3.9			
I am satisfied with the school's In-school Performance program.		Number of Respondents	%	
	1 - Strongly disagree	1	0.67%	
	2 - Disagree	8	5.33%	
	3 - Neither agree nor disagree	35	23.33%	
	4 - Agree	78	52.00%	
	5 - Strongly agree	28	18.67%	
	Total respondents	150	100.00%	
	1 - Strongly disagree & 2- Disagree	9	6.00%	
	3 - Neither agree nor disagree	35	23.33%	
	4 - Agree & 5 - Strongly agree	106	70.67%	
Mean (average)	3.8			

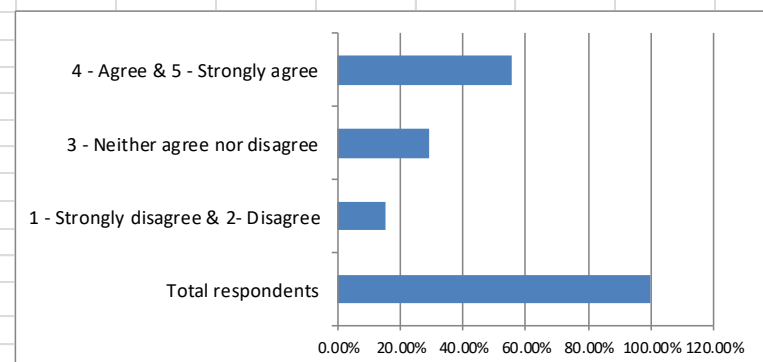
I understand the school's key teaching and learning belief statements.	Number of Respondents		%		
	1 - Strongly disagree	3	1.65%		
	2 - Disagree	13	7.14%		
	3 - Neither agree nor disagree	38	20.88%		
	4 - Agree	95	52.20%		
	5 - Strongly agree	33	18.13%		
	Total respondents	182	100.00%		
	1 - Strongly disagree & 2- Disagree			16	8.79%
	3 - Neither agree nor disagree			38	20.88%
	4 - Agree & 5 - Strongly agree			128	70.33%
Mean (average)			3.8		



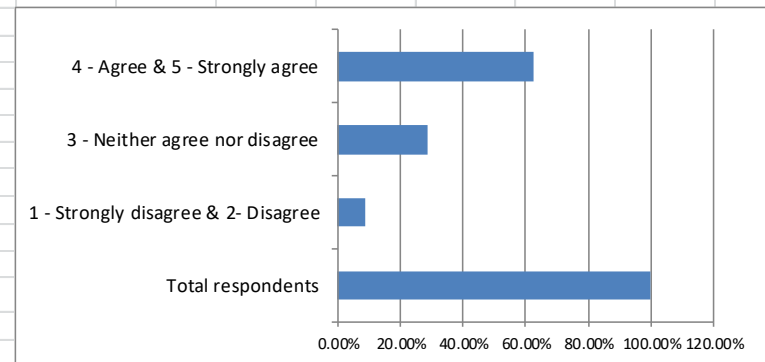
I am satisfied with the school's front office services.	Number of Respondents		%		
	1 - Strongly disagree	12	6.56%		
	2 - Disagree	23	12.57%		
	3 - Neither agree nor disagree	29	15.85%		
	4 - Agree	90	49.18%		
	5 - Strongly agree	29	15.85%		
	Total respondents	183	100.00%		
	1 - Strongly disagree & 2- Disagree			35	19.13%
	3 - Neither agree nor disagree			29	15.85%
	4 - Agree & 5 - Strongly agree			119	65.03%
Mean (average)			3.6		



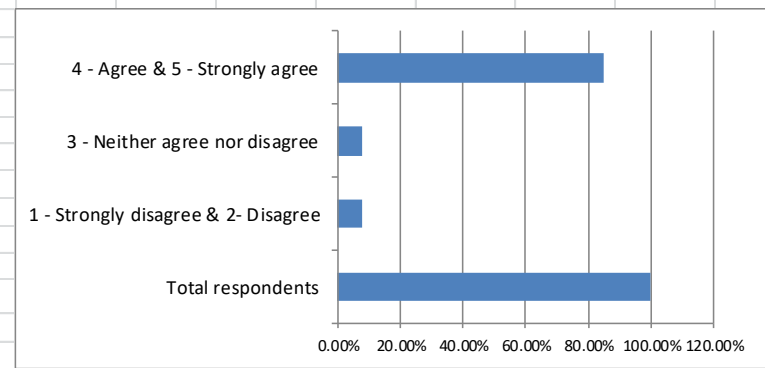
I am satisfied with the way bullying concerns are dealt with by the school.	Number of Respondents		%		
	1 - Strongly disagree	9	5.70%		
	2 - Disagree	15	9.49%		
	3 - Neither agree nor disagree	46	29.11%		
	4 - Agree	64	40.51%		
	5 - Strongly agree	24	15.19%		
	Total respondents	158	100.00%		
	1 - Strongly disagree & 2- Disagree			24	15.19%
	3 - Neither agree nor disagree			46	29.11%
	4 - Agree & 5 - Strongly agree			88	55.70%
Mean (average)			3.5		



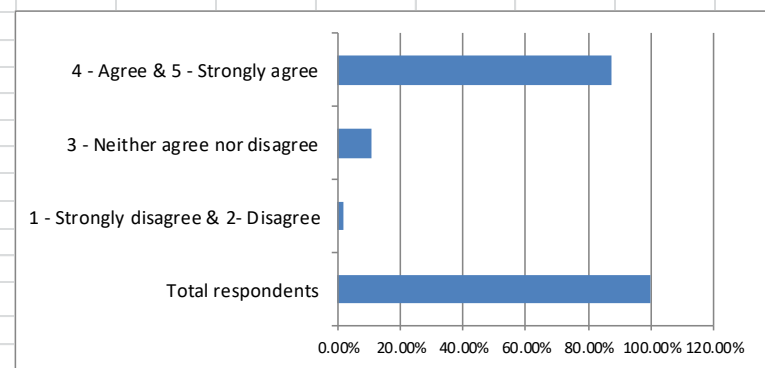
I am satisfied with the way that my child's teacher deals with bullying.	Number of Respondents		%
	1 - Strongly disagree	5	3.18%
	2 - Disagree	9	5.73%
	3 - Neither agree nor disagree	45	28.66%
	4 - Agree	67	42.68%
	5 - Strongly agree	31	19.75%
	Total respondents	157	100.00%
	1 - Strongly disagree & 2- Disagree	14	8.92%
	3 - Neither agree nor disagree	45	28.66%
4 - Agree & 5 - Strongly agree	98	62.42%	
Mean (average)	3.7		



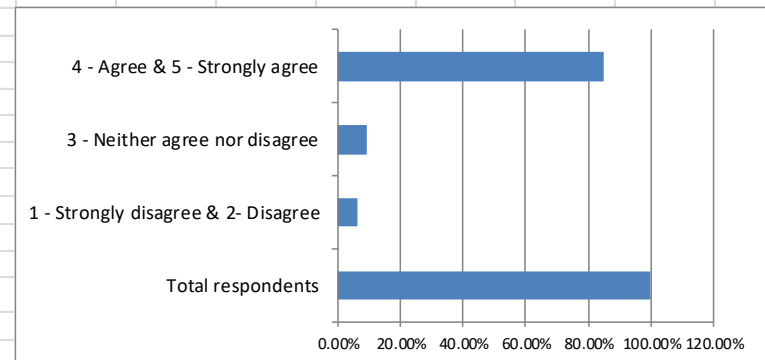
I am satisfied with the school's uniform options.	Number of Respondents		%
	1 - Strongly disagree	3	1.63%
	2 - Disagree	11	5.98%
	3 - Neither agree nor disagree	14	7.61%
	4 - Agree	102	55.43%
	5 - Strongly agree	54	29.35%
	Total respondents	184	100.00%
	1 - Strongly disagree & 2- Disagree	14	7.61%
	3 - Neither agree nor disagree	14	7.61%
4 - Agree & 5 - Strongly agree	156	84.78%	
Mean (average)	4.0		



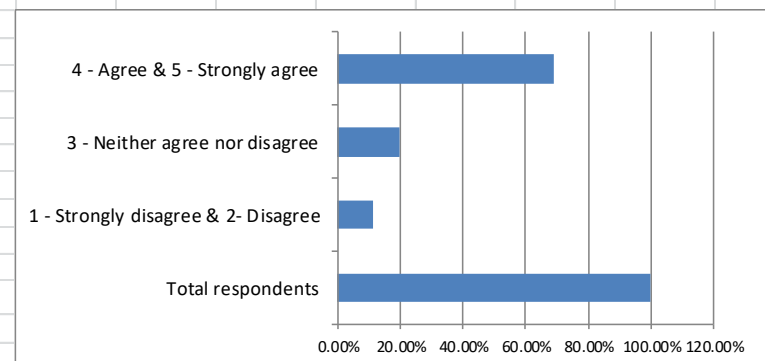
The school has a positive school identity.	Number of Respondents		%
	1 - Strongly disagree	7	3.85%
	2 - Disagree	4	2.20%
	3 - Neither agree nor disagree	14	7.69%
	4 - Agree	98	53.85%
	5 - Strongly agree	59	32.42%
	Total respondents	182	100.00%
	1 - Strongly disagree & 2- Disagree	11	6.04%
	3 - Neither agree nor disagree	14	7.69%
4 - Agree & 5 - Strongly agree	157	86.26%	
Mean (average)	4.1		



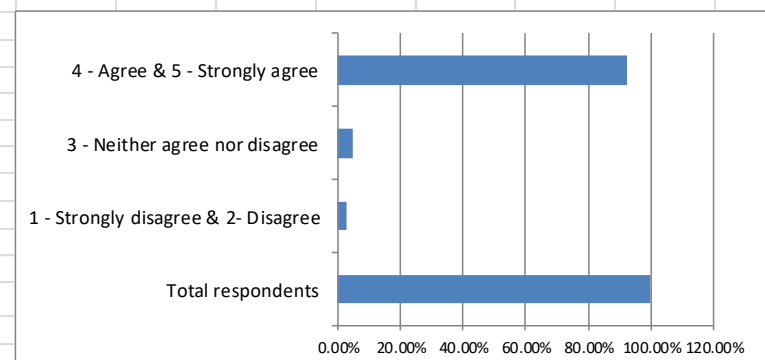
There are sufficient opportunities for me to be involved in the school.	Number of Respondents		%
	1 - Strongly disagree	3	1.64%
	2 - Disagree	8	4.37%
	3 - Neither agree nor disagree	17	9.29%
	4 - Agree	90	49.18%
	5 - Strongly agree	65	35.52%
	Total respondents	183	100.00%
	1 - Strongly disagree & 2- Disagree	11	6.01%
	3 - Neither agree nor disagree	17	9.29%
4 - Agree & 5 - Strongly agree	155	84.70%	
Mean (average)	4.1		



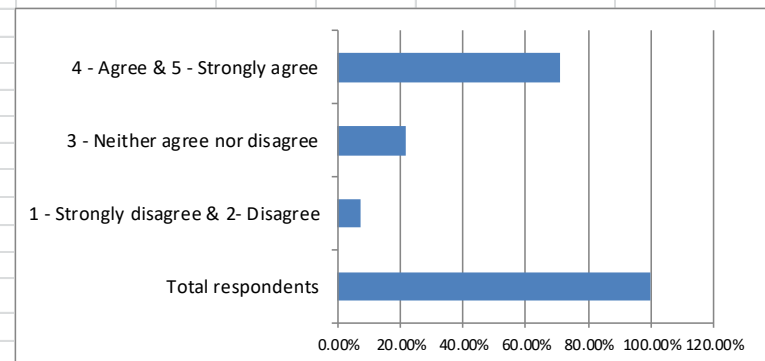
The school's website is valuable as a source of information.	Number of Respondents		%
	1 - Strongly disagree	5	2.72%
	2 - Disagree	16	8.70%
	3 - Neither agree nor disagree	36	19.57%
	4 - Agree	93	50.54%
	5 - Strongly agree	34	18.48%
	Total respondents	184	100.00%
	1 - Strongly disagree & 2- Disagree	21	11.41%
	3 - Neither agree nor disagree	36	19.57%
4 - Agree & 5 - Strongly agree	127	69.02%	
Mean (average)	3.7		



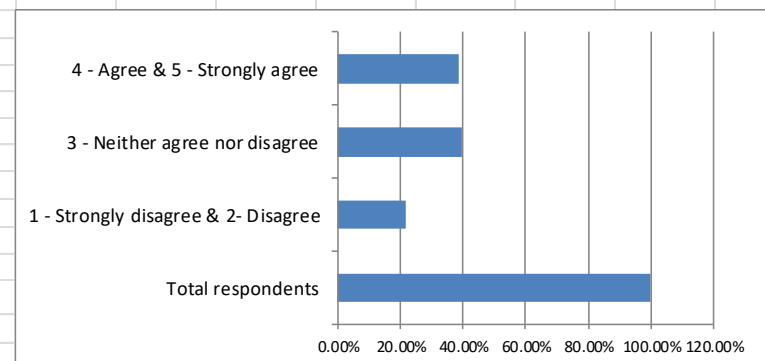
The school's newsletter is valuable as a source of information.	Number of Respondents		%
	1 - Strongly disagree	0	0.00%
	2 - Disagree	5	2.73%
	3 - Neither agree nor disagree	9	4.92%
	4 - Agree	105	57.38%
	5 - Strongly agree	64	34.97%
	Total respondents	183	100.00%
	1 - Strongly disagree & 2- Disagree	5	2.73%
	3 - Neither agree nor disagree	9	4.92%
4 - Agree & 5 - Strongly agree	169	92.35%	
Mean (average)	4.2		



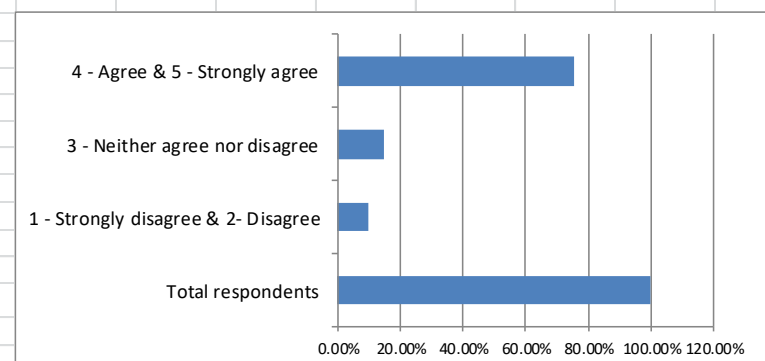
The school's phone app is valuable as a source of information.		Number of Respondents	%
	1 - Strongly disagree	4	2.45%
	2 - Disagree	8	4.91%
	3 - Neither agree nor disagree	35	21.47%
	4 - Agree	77	47.24%
	5 - Strongly agree	39	23.93%
	Total respondents	163	100.00%
	1 - Strongly disagree & 2- Disagree	12	7.36%
	3 - Neither agree nor disagree	35	21.47%
	4 - Agree & 5 - Strongly agree	116	71.17%
Mean (average)	3.9		



The school's official Facebook page is valuable as a source of information.		Number of Respondents	%
	1 - Strongly disagree	5	3.40%
	2 - Disagree	27	18.37%
	3 - Neither agree nor disagree	58	39.46%
	4 - Agree	45	30.61%
	5 - Strongly agree	12	8.16%
	Total respondents	147	100.00%
	1 - Strongly disagree & 2- Disagree	32	21.77%
	3 - Neither agree nor disagree	58	39.46%
	4 - Agree & 5 - Strongly agree	57	38.78%
Mean (average)	3.2		



I understand the School Council's role.		Number of Respondents	%
	1 - Strongly disagree	4	2.20%
	2 - Disagree	14	7.69%
	3 - Neither agree nor disagree	27	14.84%
	4 - Agree	93	51.10%
	5 - Strongly agree	44	24.18%
	Total respondents	182	100.00%
	1 - Strongly disagree & 2- Disagree	18	9.89%
	3 - Neither agree nor disagree	27	14.84%
	4 - Agree & 5 - Strongly agree	137	75.27%
Mean (average)	3.9		



I am satisfied with the School Council's contribution.		Number of Respondents	%	
	1 - Strongly disagree	1	0.57%	
	2 - Disagree	6	3.41%	
	3 - Neither agree nor disagree	41	23.30%	
	4 - Agree	84	47.73%	
	5 - Strongly agree	44	25.00%	
	Total respondents	176	100.00%	
	1 - Strongly disagree & 2- Disagree	7	3.98%	
	3 - Neither agree nor disagree	41	23.30%	
	4 - Agree & 5 - Strongly agree	128	72.73%	
	Mean (average)	3.9		
I understand the P. & C.'s role.		Number of Respondents	%	
	1 - Strongly disagree	5	2.76%	
	2 - Disagree	6	3.31%	
	3 - Neither agree nor disagree	20	11.05%	
	4 - Agree	96	53.04%	
	5 - Strongly agree	54	29.83%	
	Total respondents	181	100.00%	
	1 - Strongly disagree & 2- Disagree	11	6.08%	
	3 - Neither agree nor disagree	20	11.05%	
	4 - Agree & 5 - Strongly agree	150	82.87%	
	Mean (average)	4.0		
I am satisfied with the P. & C.'s contribution.		Number of Respondents	%	
	1 - Strongly disagree	2	1.14%	
	2 - Disagree	6	3.41%	
	3 - Neither agree nor disagree	29	16.48%	
	4 - Agree	82	46.59%	
	5 - Strongly agree	57	32.39%	
	Total respondents	176	100.00%	
	1 - Strongly disagree & 2- Disagree	8	4.55%	
	3 - Neither agree nor disagree	29	16.48%	
	4 - Agree & 5 - Strongly agree	139	78.98%	
	Mean (average)	4.1		

